

Annual Report 2019



TABLE OF CONTENTS

01	INTRODUCTION
02	COMMISSIONERS OF ELECTIONS IN THE CITY OF NEW YORK
03	MISSION STATEMENT
04	PRESIDENT'S MESSAGE
05	COMMISSIONERS' PROFILES
14	COUNSEL TO THE COMMISSIONERS
14	EXECUTIVE MANAGEMENT
15	SENIOR STAFF
15	BOROUGH OFFICES
17	CANDIDATE RECORDS UNIT
21	TURNOUT SUMMARY FEBRUARY SPECIAL ELECTION – 02/26/2019
22	TURNOUT SUMMARY MAY SPECIAL ELECTION – 05/14/2019
23	TURNOUT SUMMARY JUNE PRIMARY ELECTION – 06/26/2019
24	TURNOUT SUMMARY GENERAL ELECTION – 11/05/2019
25	COMMUNICATIONS AND PUBLIC AFFAIRS
27	VOTER REGISTRATION
33	ELECTION DAY OPERATIONS
45	VOTING EQUIPMENT OPERATIONS UNIT / POLL SITE MANAGEMENT
48	RAMP UNIT
49	FACILITIES OPERATIONS
50	PROCUREMENT DEPARTMENT
51	ELECTRONIC VOTING SYSTEMS DEPARTMENT
55	PERSONNEL AND RECORDS MANAGEMENT
56	RECORDS MANAGEMENT / RETENTION DEPARTMENT
57	FINANCE
60	OFFICE OF THE GENERAL COUNSEL
62	MANAGEMENT INFORMATION SYSTEMS DEPARTMENT (MIS)
66	PAYROLL
67	CUSTOMER SERVICE
68	BALLOT MANAGEMENT DEPARTMENT
69	POLL SITE DEVICES UNIT
71	ADA COORDINATOR
72	IN MEMORIAM
73	APPENDIX

The Board is headed by ten Commissioners, two from each borough representing both major political parties for a term of four years appointed by the New York City Council

Board of Elections The City of New York

Introduction

...A similar bipartisan arrangement of over 351 deputies, clerks and other personnel ensures that no one party controls the Board of Elections. The Board appoints an executive staff consisting of an Executive Director, Deputy Executive Director and other senior staff managers charged with the responsibility to oversee the operations of the Board on a daily basis. Together, the executive and support staffs provide a wide range of electoral services to residents in Manhattan, The Bronx, Brooklyn, Queens and Staten Island.

Using your Smartphone, download a FREE QR Reader. Once downloaded, open the application and click the QR code to discover the Board's website.



The Commissioners of Elections meet every Tuesday at the Executive Office, in addition to the special hearings, legislative sessions and specific issue-oriented meetings (electronic voting, election legislation, labor management, rules and budget) during the calendar year.

Commissioners of Elections in the City of New York

	BOROUGH	PARTY
SIMON SHAMOUN	Brooklyn	Republican
JOHN FLATEAU, PH.D.	Brooklyn	Democrat
JOHN WM. ZACCONE, PRESIDENT	Staten Island	Republican
PATRICIA ANNE TAYLOR, SECRETARY	Staten Island	Democrat
MIGUELINA CAMILO	Bronx	Democrat
FREDERIC M. UMANE	Manhattan	Republican
TIFFANY TOWNSEND	Manhattan	Democrat
MICHAEL MICHEL	Queens	Republican
JOSE MIGUEL ARAUJO	Queens	Democrat



From left to right (top row):
John Flateau, Ph.D., Jose Miguel Araujo,
Frederick M. Umane, Michael Michel,
Simon Shamoun

(bottom row):
Tiffany Townsend, Patricia Anne Taylor,
John Wm. Zaccone, Miguelina Camilo

Mission Statement



The Board of Elections in the City of New York,

as provided under Section 3-200 of the New York State Election Law, is responsible:

1. To conduct fair and honest elections, from local to federal levels;
2. To enfranchise all eligible New Yorkers to register to vote and to practice those rights;
3. To conduct elections, certify the canvass and to retain the official records;
4. Voter outreach and education.

Briefly stated, this means:

First, the preparation of the ballot for Primary, Special and General Elections to the extent that all vacancies for public office and party positions may be filled.

Second, that qualified voters may exercise their right to franchise and that every opportunity be given to voters to execute that right and to vote for whom they choose.

Third, that the votes of the electorate at Primary, Special and General Elections be properly canvassed and that a true count be given for each candidate voted for.

Finally, that we make every effort to inform and educate the voting public of their rights as a voter and also to reach out to all Americans to instruct them in the voting process.

The following pages of this report will illustrate some of the duties as classified in the above synopsis.

President's Message

It has been an honor and a privilege to serve as president of the Board of Elections in the City of New York this past year. I have seen firsthand how diligent and devoted our staff is to conduct fair elections throughout the city, and I thank them for their hard work and professionalism during what was the most significant and challenging election year in recent memory.

2019 was a critical but ultimately rewarding year in the Board's history; in January, early voting was passed by the state legislature for the November 5th general election; allowing voters the opportunity to cast their ballot up to nine days prior to the regular Election Day, including two weekends. This new early voting mandate required the hiring and training of additional poll workers and scouting entirely new poll site locations, as well as many additional working hours for all offices.

Our staff rose to the occasion and managed to make Early Voting a great success, with over 60,000 registered voters participating in the early voting process. Feedback from voters and the media was overwhelmingly positive, and the Board and staff will continue to work tirelessly to maintain and improve upon the standard set by the accomplishments of this past November. Voter turnout overall was higher than in recent years, and we credit the higher turnout to the increased media coverage of early voting, the outreach of our staff, and the introduction of various programs that allowed a more personal and interactive experience to the voting process.

The Board also introduced our brand new electronic poll books this year, designed to expedite the process of signing in and reduce wait times during peak hours. Our MIS and Poll Site Devices departments worked tirelessly with our vendors to ensure that these devices were not susceptible to any security compromises or serious malfunctions, and once again, our office and our staff were praised for the implementation of the new voting equipment and procedures.

I can't stress enough how proud I am of our employees for the hard work and sacrifices they made this past year. Many late nights, long weekends, and extraordinary efforts were made by our staff to assure the voters positive early voting and election day experiences. This Annual Report highlights each department's achievements and contributions. For those interested in learning more about the Board and its mission, please visit our newly launched website, <https://www.vote.nyc/>.

Respectfully Submitted,



John WM. Zaccone,
President for Year 2019

Staten Island

JOHN WM. ZACCONE, President

John Wm. Zaccone is an attorney in private practice focusing on commercial real estate, transactional matters and civil litigation. He also serves as outside General Counsel for business and not-for-profit corporations in New York and New Jersey. He is currently the Commissioner of the New York City Board of Elections, representing Staten Island for the Republican Party.

After graduating Pace University in 1984 with a Bachelors Degree in Public Accounting, John graduated with a Juris Doctor degree from New York Law School in 1987. Upon graduation he served as an Estate Tax Attorney for the Internal Revenue Service, New York Office, until establishing his own law office in 1988. John has been in the private practice of law since.

From 2005 to 2013 John also served as General Counsel to Staten Island Borough President James P. Molinaro, where among his other duties he represented the Borough President on the New York City Employee Retirement System, and determination of disability and retirement appeals of members. John also represented the Borough President at NYCERS Investment Committee Meetings voting on investment policy decisions and board actions. While serving the Borough President, John worked on numerous projects to help better the quality of life for Staten Island.

John has served on numerous civic-related councils and committees including, Staten Island Community Board #2; Staten Island Aid for Retarded Children, Inc; United Activities Unlimited; Tiro a Segno of New York, Inc.; and Staten Island Community Television. John is also a member of the Richmond County and New York State Bar Associations. He is admitted to practice before the courts of the States of New York, New Jersey, and Oregon as well as the Federal Third Circuit Court of Appeals, the District Courts for the Eastern, Southern, Northern and Western Districts of New York, the District Court of New Jersey, the United States Court of International Trade and the United States Tax Court.

John resides on the North Shore of Staten Island with his wife Brooke.



Staten Island



PATRICIA ANNE TAYLOR ESQ., Secretary

Patricia “Anne” Taylor, Esq., served as a Principal Court Attorney (Supreme Court, Criminal Term) and as a law clerk in the NY State Unified Court System (2007–2018). Anne holds the JD from New York Law School (1987) and an MS in Library Science from Drexel University (1970).

Ms. Taylor was Deputy Counsel for Litigation and Records Management for the NY City Department of Transportation (1989 through 1997), and Counsel to its Pre-Kindergarten Transportation Program (2002–2007). She held the position of Dean’s Executive Assistant at the CUNY Law School between 1997 and 2002.

Anne is admitted to practice in New York State, in the United States Courts of the Eastern and Southern Districts of New York, and before the Supreme Court of the United States. Anne served as President of the Staten Island Women’s Bar Association (2009–2011) and as the Founding Chair of its Advisory Council of Past Presidents (2011–2014). She is an active member of the New York City Bar Association and the Richmond County Bar Association, and is a Fellow of both the American Bar Association and the New York State Bar Association.

For her professional and community involvement, Anne was recognized in 1995 as an outstanding alumna of the New York Law School.

In addition to having several “substantially written” decisions published in the NY Law Journal, Anne co-authored an article that appeared in the Pacific McGeorge Global Business & Law Development Journal (Vol 24, 2011), “The Role of Law Schools in Educating Judges to Increase Access to Justice.”

Brooklyn

JOHN FLATEAU, PH.D., Commissioner

Dr. John Flateau is a Commissioner of the NYC Board Of Elections. He serves as New York City Board of Elections Democratic Representative from Brooklyn, and is also a Professor of Public Administration and Political Science and Director, Census Information Center at Medgar Evers College, CUNY. Dr. Flateau was Chief of Staff and campaign coordinator for Mayor David Dinkins, and has served as Senior Vice President, Empire State Development Corp.; Executive Director, NYS Black, Hispanic & Asian Legislative Caucus; and instructor, District Council 37 AFSCME.

He is a Fellow, National Academy of Public Administration; member, National Conference of Black Political Scientists; former member of NYS LATFOR which conducted congressional and state legislative redistricting and ended prison based gerrymandering; and was a Commissioner, NYC Districting Commission. He was Deputy Secretary for Intergovernmental Relations, NYS Senate, co-managing the 2010 Census and Federal Stimulus Program. He was Chairman, US Census Advisory Committee On the Black Population; and Co-Chair, NYC Black Advisory Committee, Census 2000.

He is a strategist on seminal federal, state, and local elections, electoral reform, and landmark voting rights litigation empowering communities of color. He is an architect of NYC and NYS statutory programs for job creation, business finance, and government contracts for Minority- and Women-owned businesses. John's academic credentials include a B.A. in English Literature from New York University; M.P.A. from Baruch College; M. Phil., M.A. and Ph.D. in Political Science in American Politics and Public Policy from The Graduate Center, CUNY. He is a member of Bridge St. AWME Church, the NAACP, VIDA, and Brooklyn's Bedford Stuyvesant community.



Brooklyn



SIMON SHAMOUN, Commissioner

Simon Shamoun is the New York City Board of Election's Republican representative from Brooklyn, appointed by the New York City Council in 2013.

The son of immigrants, Mr. Shamoun is a product of both public and private schools including P.S. 104, Monsignor Farrell High School, Pace University and CUNY School of Law.

Mr. Shamoun is a partner at the law firm of Kampessis & Shamoun, representing clients in real estate and business matters and is admitted to practice law in New York and New Jersey and in the Southern and Eastern District Courts of New York.

Mr. Shamoun serves on the board of directors at the St. Nicholas Home adult residence in Bay Ridge, Brooklyn and is also a member of the Salaam Club of New York, a charitable organization.

Manhattan


FREDERIC M. UMANE ESQ., Commissioner

Frederic M. Umane has served as a commissioner of the New York City Board of Elections since 1995. A Republican from Manhattan, he was president of the Board during the 2005 mayoral election and has been active in local politics for more than twenty years.

An attorney, Mr. Umane is a partner at Zeichner Ellman & Krause and heads the firm's transactional banking, corporate and real estate group. He has substantial experience in bank regulatory matters and issues involving mortgage fraud, automobile and hotel finances.

Mr. Umane is admitted to the practice of law in New York State and the federal courts. He is an active member of the American Bar Association as well as the Associations of the Bar of the City of New York and New York State.

He received his J.D. from Albany Law School and his B.A. from Union University. Mr. Umane is married to Susan Umane and they have two children, Ryan and Bradley.



Manhattan



TIFFANY TOWNSEND, Commissioner

Tiffany Townsend works across media, community relations, culture, and public affairs. She currently serves as the Senior Vice President for External Affairs at the Brooklyn Navy Yard, a mission-driven, non-profit industrial park that is home to over 450 businesses employing more than 10,000 New Yorkers. Prior to joining the Navy Yard, she worked in the New York City Council and has held various roles in the public and private sectors including New York City's tourism office, the Port Authority of New York & New Jersey and the U.S. Mission to the United Nations. In addition, she is a Visiting Professor in the Design Management Program at Pratt Institute. She holds an M.S. in Strategic Communications from Columbia University and a B.A. in International Affairs from The George Washington University.


Queens

MICHAEL MICHEL, Commissioner

Michael Michel came to Christ the King as Financial Director in 1992. He has since been appointed Director of Operations at Christ the King High School in 1994 and in 2006 was appointed President of Christ the King. Michael founded and serves as President of the Christ the King Daycare / Continuing Education.

In 2013, the City Council appointed Michael Queens Republican Commissioner of the NYC Board of Elections.

Michael currently resides in Middle Village, NY, with his wife, the former Erika Schaefer, and his two daughters Janine and Laura.



Queens



JOSE MIGUEL ARAUJO ESQ., Commissioner

Jose Miguel Araujo was appointed to the New York City Board of Elections in 2008 and serves as the Democrat representative from Queens.

A Democrat, Mr. Araujo graduated from John Jay College of Criminal Justice with a Bachelor of Science Degree in Criminal Justice. He went on to receive his Juris Doctorate from the City University of New York School of Law and is a practicing attorney in the areas concerning Criminal Guardianship/Article 81 of the Mental Hygiene Law, Wills and Estate and Real Estate.

As a member of the Board's Public Education Subcommittee, he was integral in the implementation of the citywide public education campaign intended to inform New Yorkers of new changes to the voting system resulting from the Congressional Help America Vote Act.

Mr. Araujo and his wife Rita live in Queens with their four sons Justen, Joel, Ricardo and Ariel.

Bronx

MIGUELINA CAMILO, Commissioner

Miguelina Camilo was born in the Dominican Republic. She immigrated to the United States with her parents in the late 1980's. Miguelina received her B.A. degree in Political Science from New York University in 2007 and her Juris Doctor from New York Law School in 2012. In law school, she was active in the Student Bar Association and Criminal Law Society.

From 2012 to 2015, Miguelina worked at the law office of Murray Richman, a criminal defense attorney in the Bronx. There, she handled both misdemeanor and felony matters as well as federal cases in the Southern and Eastern Districts of New York.

From February 2015 to June 2016, Miguelina was an associate at H. Benjamin Perez & Associates, P.C., where her practice focused on criminal defense, matrimonial and family court matters. She is admitted to the New York and New Jersey bars.

Since July 2016, Miguelina is principal at Camilo Law Firm, P.C. in the Bronx where her practice focuses on family, matrimonial and criminal matters. She currently serves as President of the Dominican Bar Association, member of the Bronx Bar Association and the Bronx Women's Bar Association, the New York City Criminal Bar Association, the New York State Bar Association- Family Law Division, vice chair for Bronx County Democratic Committee and she is an active member of the Bronx Connect family where she mentors Bronx at risk youth.

Most recently, in May 2018, Miguelina participated as volunteer Judge for the 7th and 8th grade Thurgood Marshall Mocktrial Competition held every year at Bronx County Supreme Court and coach in May 2019.

Miguelina was also appointed Bronx Democratic Commissioner of the Board of Elections in March 2019.



Counsel to the Commissioners



KENNETH MOLTNER

Counsel to the Commissioners of the Board of Elections in the City of New York



STEVE DENKBERG

Counsel to the Commissioners of the Board of Elections in the City of New York

Executive Management



MICHAEL J. RYAN

Executive Director



DAWN SANDOW

Deputy Executive Director

Administrative Management



PAMELA GREEN PERKINS

Administrative Manager



GEORGIA KONTZAMANIS

Operations Manager

Senior Staff (Alphabetically Listed)

BONNIE BIBULA

Records Management Officer

SUSAN M. CAICEDO

Voting Equipment Operation (VEOU)

STEVEN B. DENKBERG

Counsel to the Commissioners

STEVEN FERGUSON

Director of Management Information Systems

BETH FOSSELLA

Coordinator of Voter Registration

STEVEN GUGLIELMI

Director of Personnel

RAYMOND HUMMEL

Director of Equipment

TROY JOHNSON

Coordinator of Candidate Records Unit

DANIEL LAVELLE

Coordinator of Customer Service

DEBRA LEIBLE

Coordinator of Election Day Operations

ARIEL MERKEL

ADA Coordinator

KENNETH MOLTNER

Counsel to the Commissioners

JOHN NAUDUS

Director of Electronic Voting Systems

STEVEN H. RICHMAN

General Counsel

CARLOS RODRIGUEZ

Chief Voting Machine Technician

TRACY ROYAL

Director of Payroll

THOMAS SATTIE

Ballot Management Supervisor

RAPHAEL SAVINO

Deputy General Counsel / Director of Campaign Finance Enforcement

NICHOLAS SQUICCIARINI

Facilities Manager

GERALD SULLIVAN

Finance Officer

SHERWIN SUSS

Agency Chief Contracting Officer

STEPHEN THOMPSON

Manager of Poll Site Devices

VALERIE VAZQUEZ-DIAZ

Director of Communications & Public Affairs

Borough Offices

MANHATTAN

200 Varick Street, New York, NY 10014
(212) 886-2100

GREGORY LEHMAN (left)

Chief Clerk

CYNTHIA DOTY (right)

Deputy Chief Clerk



BRONX

1780 Grand Concourse, Bronx, NY 10457
(718) 299-9017

ROBERT D. SIANO (left)

Deputy Chief Clerk

BRENDALIZ CANDELARIA (right)

Deputy Chief Clerk



Borough Offices Cont'd

BROOKLYN

345 Adams Street, Brooklyn, NY 11201
(718) 797-8800

RAYMOND J. RILEY (left)
Chief

DANIEL ORTIZ (right)
Deputy Chief



QUEENS

118-35 Queens Boulevard, NY 11375
(718) 730-6730

AMANDA BERINATO (left)
Chief Clerk

BART HAGGERTY (right)
Deputy Chief Clerk



STATEN ISLAND

1 Edgewater Plaza, Staten Island, NY 10305
(718) 876-0079

DON BOSCO (left)
Chief Clerk

ANTHONY ANDRIULLI (right)
Deputy Chief Clerk



Candidate Records Unit



TROY JOHNSON
Coordinator, Candidate Records Unit

The Candidate Records Unit (CRU) of the Board of Elections in the City of New York is responsible for the receiving, recording, processing and tracking of all candidates and objector document filings as well as proofing of candidate names that achieve ballot status for Primary, General and Special Election Events.

The CRU staff maintains accurate candidate status on all these items in order to ensure an accurate ballot. The staff prepares, reviews, updates and corrects errors identified on all reports that feed the proofs of voting machine and paper (absentee, military, Ballot Marking Device, and standby emergency) ballots.

The unit also has a limited responsibility for receiving, recording and monitoring candidate compliance documents for In-Lieu-Of filers only as part of the Campaign Financial Disclosure requirements. CRU received 410 financial disclosure reports from various candidates, political party committees and political action committees in 2019.

Candidate Records Unit

DESIGNATING PETITIONS

	Manhattan	Bronx	Brooklyn	Queens	Staten Island	Total
Number Received	164	358	240	200	29	991
Number Objected to	120	0	83	91	137	431
Number of Specs Filed	63	0	43	41	106	253
Number Invalidated by Board	560	143	170	154	139	1,166
Number of Court Cases	12	0	0	11	1	24
Number of Court Cases Upholding Board Position	4	0	0	9	1	14
Number of Court Cases Reversing Board Position	8	0	0	2	0	10

OPPORTUNITY TO BALLOT PETITIONS

	Manhattan	Bronx	Brooklyn	Queens	Staten Island	Total
Number Received	53	13	103	24	8	201
Number Objected to	6	0	17	2	5	30
Number of Specs Filed	1	0	2	1	4	8
Number Invalidated by Board	46	0	13	8	28	95
Number of Court Cases	2	0	0	0	3	5
Number of Court Cases Upholding Board Position	0	0	0	0	3	3
Number of Court Cases Reversing Board Position	2	0	0	0	0	2

CAMPAIGN FINANCE SUMMARY

	Manhattan	Bronx	Brooklyn	Queens	Staten Island	Total
Number of County Committee Filers	28	11	51	10	7	107
Number of Candidate Filers	1	0	0	0	0	1
Number of PAC Filers	0	0	0	0	0	0
Total Number of Filings Received	95	43	186	36	33	393
Of Total Filings, Number of "In-Lieu-Of" Filing	0	4	1	0	1	6
Number of Five-Day Letters Sent	0	0	0	0	0	0
Number of Delinquent Filings	111	34	131	82	12	370
Number Referred to County Attorney or DA	0	0	0	0	0	0

Candidate Records Unit Cont'd

GENERAL ELECTIONS TURNOUT

	Registered Voters	Voter Turnout	Percentage
2019 Judicial	4,745,553	796,253	17%
2018 Governor	4,596,322	2,137,624	47%
2017 Mayor	4,568,579	1,166,313	26%
2016 Presidential	4,470,670	2,759,922	62%
2015 Judicial	3,938,116	236,251	6%
2014 Governor	4,151,378	1,042,968	25%
2013 Mayor	4,245,309	1,102,400	26%
2012 President	4, 224, 811	2, 447, 897	58%
2011 Judicial	3,999,941	184,265	5%
2010 Governor	4,081,567	1,366,982	33.49%
2009 Mayor	4,095,561	1,154,802	28.2%
2008 President	4,119,923	2,615,770	61.45%
2007 Judicial	3,856,342	Non-citywide	Non-citywide
2006 Governor	3,799,353	1,244,874	32.77%
2005 Mayor	3,944,831	1,315,360	33.34%
2004 President	4,002,497	2,459,652	61%
2003 Council	3,667,266	Non-citywide	Non-citywide
2002 Governor	3,832,437	1,415,095	37%
2001 Mayor	3,715,022	1,520,443	41%
2000 President	3,672,265	2,282,944	62%
1999 Judicial	3,426,017	Non-citywide	Non-citywide
1998 Governor	3,415,858	1,537,010	45%
1997 Mayor	3,514,974	1,409,347	40%
1996 President	3,532,348	2,028,013	57%
1995 Judicial	3,151,812	Non-citywide	Non-citywide
1994 Governor	3,246,464	1,576,160	48%
1993 Mayor	3,301,683	1,898,437	57%
1992 President	3,360,568	2,211,473	66%

Candidate Records Unit Cont'd

GENERAL ELECTIONS TURNOUT (CONTINUED)

	Registered Voters	Voter Turnout	Percentage
1991 Council	2,962,958	Non-citywide	Non-citywide
1990 Governor	3,052,259	1,159,134	38%
1989 Mayor	3,183,741	1,899,845	60%
1988 President	3,017,013	2,126,418	70%
1987 Judicial	2,514,605	Non-citywide	Non-citywide
1986 Governor	2,614,470	1,288,842	49%
1985 Mayor	2,842,517	1,170,904	41%
1984 President	3,014,459	2,340,181	78%
1983 Judicial	2,489,526	Non-citywide	Non-citywide
1982 Governor	2,544,394	1,685,956	66%
1981 Mayor	2,345,001	1,305,368	56%
1980 President	2,525,464	2,013,164	80%
1979 Judicial	2,237,193	Non-citywide	Non-citywide
1978 Governor	2,714,331	1,526,574	56%
1977 Mayor	2,887,530	1,486,536	51%
1976 President	2,720,105	2,143,345	79%
1975 Judicial	2,912,126	Non-citywide	Non-citywide
1974 Governor	3,161,656	1,822,567	58%
1973 Mayor	3,565,147	1,790,053	50%
1972 President	3,067,749	2,267,237	73%
1971 Judicial	3,068,015	Non-citywide	Non-citywide
1970 Governor	3,046,373	2,290,020	75%
1969 Mayor	3,026,745	2,458,203	81%
1965 Mayor	3,281,689	2,652,451	80%
1961 Mayor	3,239,879	2,467,546	76%
1957 Mayor	2,442,888	2,224,054	91%
1953 Mayor	2,369,858	2,244,146	93%

Turnout Summary February Special Election – 02/26/2019

Public
Advocate

TURNOUT VS. ENROLLMENT

	Turnout	Eligible Active Voters 02/07/2019	
Manhattan	119,315	1,004,840	12%
Bronx	50,611	720,552	7%
Brooklyn	135,264	1,455,709	9%
Queens	99,305	1,176,092	8%
Staten Island	22,860	292,995	8%
Total	427,355	4,650,188	9%

TURNOUT BY BALLOT TYPE

	Eligible Active Voters as of 02/07/2019	Public Counter	EME	ABS/MIL (S)	ABS/MIL (M)	FED (S)	FED (M)	FWAB	PRE (S)	PRE (M)	AFF (S)	AFF (M)	BMD Aff
Manhattan	1,004,840	115,243	0	3,558	10	0	0	0	0	0	488	16	0
Bronx	720,552	47,631	2	2,666	0	0	0	0	0	0	312	0	0
Brooklyn	1,455,709	131,365	0	3,191	61	0	0	0	0	0	549	98	0
Queens	1,176,092	94,822	0	4,152	9	0	0	0	0	0	322	0	0
Staten Island	292,995	21,251	0	1,582	0	0	0	0	0	0	27	0	0
Total	4,650,188	410,312	2	15,149	80	0	0	0	0	0	1,698	114	0

TURNOUT VS. ENROLLMENT

	Turnout	Eligible Active Voters as of 04/25/2019	
Brooklyn	9,750	94,157	10%
Total	9,750	94,157	10%

TURNOUT BY BALLOT TYPE

	Eligible Active Voters as of 04/25/2019	Public Counter	EME	ABS/MIL (S)	ABS/MIL (M)	FED (S)	FED (M)	FWAB	PRE (S)	PRE (M)	AFF (S)	AFF (M)	BMD Aff
Brooklyn	94,157	9,249	0	161	298	0	0	0	0	0	32	10	0
Total	94,157	9,249	0	161	298	0	0	0	0	0	32	10	0

Turnout Summary June Primary Election – 06/26/2019

TURNOUT VS. ENROLLMENT

	Turnout	Eligible Active Voters as of 06/06/2019	
Manhattan	16,548	338,200	5%
Brooklyn	53,903	1,060,254	5%
Queens	91,762	785,766	12%
Staten Island	3,225	127,392	3%
TOTAL	165,438	2,311,612	7%

TURNOUT BY BALLOT TYPE

	Eligible Active Voters as of 06/06/2019	Public Counter	EME	ABS/MIL (S)	ABS/MIL (M)	FED (S)	FED (M)	FWAB	PRE (S)	PRE (M)	AFF (S)	AFF (M)	BMD Aff
Manhattan	338,200	15,562	0	880	7	0	0	0	0	0	97	2	0
Brooklyn	1,060,254	51,017	3	2,615	35	0	0	0	0	0	199	34	0
Queens	785,766	87,643	0	3,605	1	0	0	0	0	0	513	0	0
Staten Island	127,392	2,563	0	656	0	0	0	0	0	0	0	6	0
TOTAL	2,311,612	156,785	3	7,756	43	0	0	0	0	0	809	42	0

Turnout Summary General Election – 11/05/2019

TURNOUT VS. ENROLLMENT

	Turnout	Eligible Active Voters as of 10/17/2019	
Manhattan	193,513	1,023,164	19%
Bronx	97,445	735,842	13%
Brooklyn	244,302	1,485,444	16%
Queens	202,518	1,202,730	17%
Staten Island	58,475	298,373	20%
TOTAL	796,253	4,745,553	17%

TURNOUT BY BALLOT TYPE

	Eligible Active Voters as of 10/17/2019	Public Counter	EME	ABS/MIL (S)	ABS/MIL (M)	FED (S)	FED (M)	FWAB	PRE (S)	PRE (M)	AFF (S)	AFF (M)	BMD Aff
Manhattan	1,023,164	187,048	22	4,734	43	0	0	0	0	0	1,661	5	0
Bronx	735,842	93,630	1	2,764	0	0	0	0	0	0	1,050	0	0
Brooklyn	1,485,444	237,852	26	3,783	24	0	0	0	0	0	2,129	488	0
Queens	1,202,730	195,823	1	5,373	0	0	0	0	0	0	1,274	47	0
Staten Island	298,373	56,044	13	2,202	0	0	0	0	0	0	215	1	0
TOTAL	4,745,553	770,397	63	18,856	67	0	0	0	0	0	6,329	541	0



VALERIE VAZQUEZ-DIAZ
Director of Communications and
Public Affairs

One of the Board's top priorities is to ensure that every Election Day is implemented as smoothly as possible. To raise awareness and understanding about the voting system, the Board continued its education efforts in 2019 with the main focus on voter registration and poll worker recruitment.

EARLY VOTING 2019 CAMPAIGN

In January, the state legislature passed early voting, giving New Yorkers nine extra days to vote, beginning with the November general election. This posed several new challenges to us, as we had to expand our already robust recruitment and education campaigns.

Over two phases, we utilized a variety of media platforms to inform the public of all important early voting information; the first campaign ran from July to September and focused on poll worker and interpreter recruitment. The primary focuses were:

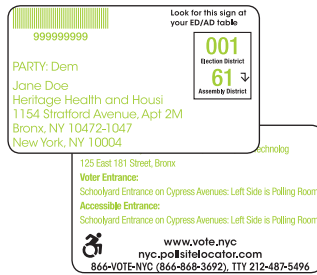
- A new postcard that allowed poll workers to choose which days they were available to work.
- Incentivizing the additional pay that would encourage poll workers to work multiple days throughout the cycle, with special emphasis on the \$2800 they would get for working all 10 days.
- Running ads in community based newspapers, television networks, citywide papers, language ads, digital ads, and radio stations in addition to the major outlets.
- Subway, bus, and ferry ads throughout the five boroughs.
- Outreach events to key stakeholders attended by Board staff encouraging participation and education.
- Mounting an aggressive ground campaign in Asian communities to recruit more interpreters where we consistently have vacancies.

Communications and Public Affairs Cont'd

The Board recruited 18,976 poll workers throughout 2019.

Phase two, which ran from September through early November, was focused on voter education. For Early Voting, they would be voting at an assigned site possibly different from their normal Election Day site, and the hours of operation varied from day to day and included weekends. We utilized the same platforms that we used for phase one, including a dedicated mailer to all registered voters in the city that included this information prominently.

Additionally, the greatly improved new voter card debuted in 2018, which was designed to expedite the process for voters; thanks to new technology purchased by the Board's Poll Site Devices and MIS departments, these cards are now able to scan the voter's information upon entry, allowing them to skip the information table and go straight to the ED table. The new cards have worked well and have been met with positive feedback by both voters and the media.



BRANDING

In addition to our education and recruitment efforts, the Board greatly expanded our branding to reach a broader audience and create a more welcoming experience for voters.

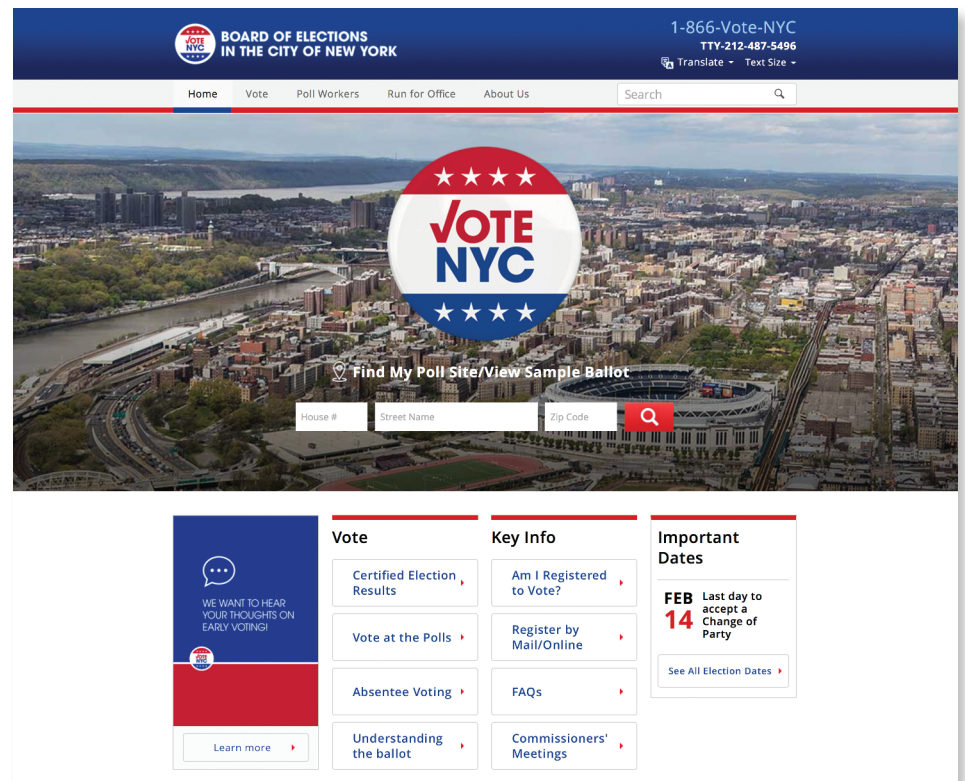
- 'I Voted!'
- 'I Voted Early!'
- 'I Registered to Vote'
- 'I'm a Future Voter'



NEW WEBSITE

In advance of Early Voting, the Board debuted a brand new website with greatly improved functionality and intuitiveness, as well as an all new design that was much more visually appealing. The site's primary feature, our Poll Site Locator search engine, is now faster and more accurate than ever.

We also designed a downloadable media kit that contains PDFs of all of our election materials for use by community centers, good government groups, and other stakeholders.



Voter Registration



BETH FOSSELLA

Coordinator, Voter Registration

As the Coordinator of the Voter Registration Department, I am, along with my staff, responsible for all activities that pertain to registering people to vote in the five boroughs of New York. This includes:

- Overseeing the Boroughs' responsibility to maintain the records of all registered voters. The total number of registered voters in the City of New York for **2019** according to the New York State Board of Elections Data Base is **5,270,384**. These numbers include both Active and Inactive voters (Active voters – **4,772,225**; Inactive voters – **498,159**). These figures are run twice a year on February 1st and November 1st of each year and are posted on the New York State Board Web Site.
- Reaching out to all eligible voters in the City of New York and making them aware of the importance of being a registered voter and how much their vote counts. This is accomplished through:
 1. Conducting registration drives at various community activities (street fairs, work fairs, community organization meetings, and senior citizen community centers) and providing material that will help explain the process of voting.
 2. Working with the Department of Education by visiting the high schools within the city informing and providing students, who are going to be eligible to vote, with registration applications as well as material that help explain the process of voting.
 3. Distribution of voter registration material to the public. It is to be noted that all voter registration material is translated, in accordance to law, in the five languages – English, Spanish, Chinese, Korean and Bengali.

Voter Registration Cont'd

- Providing and making sure that all registration material is updated in accordance with New York State Law.
- Registration applications are broken down as follows:
 - Regular registrations
 - Agency registrations
 - Department of Motor Vehicles
- These registration applications are broken down by Code:
 - No Code - Regular registrations
 - Code 9 - Selected City agencies that fall under Local Law 29
 - Code D - CUNY
- In 2002, Congress passed and the President of the United States signed into law the "Help America Vote Act" (HAVA). This was the means by which the Federal government committed to fund sweeping election reforms which would enhance the voting process in this country. Previously, a potential voter was not asked to provide a means of identification when filling out a registration application. Once HAVA took effect, identification was required. Effective January 1, 2006 all first time voter registrations within the State of New York has to provide the same information heretofore requested of voters who registered by mail after January 1, 2003. In order to accommodate the voter, the registration application was re-designed to provide a box where this "HAVA ID" information was required. Those who did not provide the necessary identification information will receive a "First Time Voter Letter," asking them to provide the identification information. If no identification was sent by the time of the election, the voter will be asked to provide this information at the poll site, and if he/she still does not provide it, will not be allowed to vote on the machine, but will have to vote by affidavit ballot.
- Ordering and tracking all voter registration material both in the Brooklyn Voting Machine Facility where voter registration is stored, as well as in the General Office.
- Making sure that all Voter Registration material is updated and translated into the five languages required by law, English, Spanish, Chinese, Korean and Bengali.
- In 2010 the NYS Board of Elections re-designed the registration application to include "Organ Donor" information that is sent to the Board of Health on a weekly basis.
- In 2011 the State Board of Elections re-designed the absentee ballot application.
- Providing and updating all voter registration information that must be put up on the Board of Election's web page. This information is done in English, Spanish, Chinese, Korean and Bengali.
- In 2015 the New York State Registration application had two new parties added to the list of enrollment parties on the registration application. The parties were the Women's Equality Party and the Reform Party. These parties were added to the 2016 Revised Registration Application.
- Providing Russian translation "Registration and Voting" booklet on the web page with English registration application. **(As per NYS Law ELEC 3-506)**

CODE 9 – AGENCY REGISTRATION

In May 2000, the New York City Council passed legislation (Local Law 29) which requires that 20 City agencies must provide voter registration applications to their clients, contractors, sub-contractors (literally anyone with whom they come in contact) in the performance of services, mailings and whatever other transactions take place on a daily basis.

Voter Registration Cont'd

The law requires that the Board of Elections supply these agencies with all the materials they will need in the performance of these tasks, i.e., registrations applications, display boxes, booklets, posters in all the five languages that are required by law (English, Spanish, Chinese, Korean and Bengali). The total number of Code "9" registration applications that were given out in 2019 were:

English	59,875
Spanish	24,511
Chinese	5,700
Korean	5,101
Bengali	5,600

TOTAL NUMBER OF CODE "9" PROCESSED BY BOROUGH IN 2019

Manhattan	1,673
Bronx	2,148
Brooklyn	593
Queens	421
Staten Island	89

CUNY (THE CITY UNIVERSITY OF NEW YORK)

CUNY requested 60,000 Code "D" registration applications to be delivered to the designated offices of the CUNY schools. The "Code "D" registration applications are designated with a "D" in a small box at the upper left hand corner of the registration application. This enables the board to track how many of these registrations are processed.

TOTAL NUMBER OF CODE "D" PROCESSED BY BOROUGH IN 2019:

Manhattan	636
Bronx	1,259
Brooklyn	1,815
Queens	2,341
Staten Island	568

TOTAL NUMBER OF REGISTRATIONS RECEIVED IN GENERAL OFFICE 2019 FOR THE 5 BOROUGHS - 130,710

REG	89,248
DMV	7,350
DMV CAF	N/A
AGENCY	19,309
CODE 9	6,895
CODE D	7,908

INFORMATION NOTICES

In August of each year the Board of Elections sends out Voter Information Notices to all Active and Inactive Registered Voters. These Information Notices give the voter all the necessary information regarding the upcoming elections as well as informing the voter where his Poll Site is and what district the voter must vote.

Many voters had commented in the past that their Poll Site has been changed and they were not aware of it, so that when they went to vote they had to vote at another Poll Site.

In 2005, the Information Notices were re-designed to include notice to the voter that he/she had a Poll Site change.

- The Normal file – the poll site remained the same.
- The Bold file – the poll site has been changed.

The 2019 Information Notice was re-designed to include the instructions for the use of the new voting machine, plus a removable card which contained the voter's Election District, Assembly District and Party Enrollment.

In April of 2019 Information Notices **4,645,142-TOTAL – ACTIVE VOTERS ONLY**

Voter Registration Cont'd

2019 BOARD OF ELECTIONS VOTER INFORMATION NOTICES

Mail Date	Manhattan	Brooklyn	Queens	Bronx	Staten Island	Total
4/17/2019	999,964	1,453,963	1,177,796	721,130	292,289	4,645,142

The Confirmation Notices are sent out to the voters whose Information Notice was returned to the Board of Election as "Undeliverable." Confirmation Notices are sent to check again whether a voter is indeed not living at the address which appeared on the Information Notice.

If the Confirmation Notice is returned "Undeliverable," then the voter is made INACTIVE. The Inactive code is X. This voter goes from an Active to an Inactive ("A" to "X") status.

LIBRARIES AND POST OFFICES

In 2019 we began the distribution of registration applications (in all five languages) to all the libraries and post offices within New York City that requested them. Included with these were posters (in five languages), poll worker applications. Also Included are order forms that can be scanned to us requesting additional supplies.

The total number of Registration Applications distributed for 2019 were as follows:

Post Offices – 9

Libraries – 19

TOTAL – 4,775 registrations

TOTAL – 2,975 registrations

REGISTRATION SUMMARY FROM ALL SOURCES

NUMBER OF NEW REGISTRANTS PROCESSED IN 2019	182,247
NUMBER OF MOVERS WITHIN COUNTY PROCESSED IN 2019	146,242
TOTAL NUMBER OF ENROLLMENT CHANGES	83,521
TOTAL NUMBER OF DUPLICATES	30,487

CANCELLATIONS

TOTAL NUMBER OF REGISTRATIONS CANCELLED	72,329
NUMBER OF CANCEL NOTICES SENT TO OTHER COUNTIES	N/A
NUMBER OF CANCEL NOTICES SENT TO SBOE FOR OTHER STATES. WE DO NOT RECEIVE OUT-OF-STATE CANCELLATIONS TO SEND TO THE STATE BOARD	N/A

GENERAL INFORMATION

NUMBER OF MILITARY VOTERS ON FILE IN THE COUNTIES	1,295
NUMBER OF PERM/DISABLED VOTERS ON FILE IN THE COUNTIES	26,840
NUMBER OF SPECIAL FEDERAL VOTERS ON FILE IN COUNTIES	21,652
NUMBER OF INACTIVE VOTERS ON FILE AS OF DECEMBER 31, 2019	496,719

The total number of registrations is posted on the NYS Board of Elections. They are produced twice a year - April 1st and November 1st. Below are instructions for the public to follow.

- Go to www.vote.nyc.ny.us
- Link to State Board – www.elections.state.ny.us
- Enrollment totals for 5 boroughs as of November 1, 2019

Voter Registration Cont'd

NYS VOTER ENROLLMENT BY COUNTY, PARTY AFFILIATION AND STATUS — Voters Registered as of November 1, 2019

Region	County	Status	DEM	REP	CON	WOR	GRE	LBT	IND	SAM	OTH	Blank	Total
Within NYC	Bronx	Active	563,180	41,020	2,969	2,777	980	227	13,767	7	899	111,977	737,803
Within NYC	Bronx	Inactive	70,535	6,193	434	536	105	27	2,081	0	36	15,422	95,369
Within NYC	Bronx	Total	633,715	47,213	3,403	3,313	1,085	254	15,848	7	935	127,399	833,172
Within NYC	Brooklyn	Active	1,063,080	125,464	4,391	4,838	2,782	806	28,252	16	1,114	262,681	1,493,424
Within NYC	Brooklyn	Inactive	97,706	11,957	500	722	411	88	3,753	0	29	28,465	143,631
Within NYC	Brooklyn	Total	1,160,786	137,421	4,891	5,560	3,193	894	32,005	16	1,143	291,146	1,637,055
Within NYC	Manhattan	Active	722,105	89,118	1,744	1,796	1,895	862	25,853	10	647	190,996	1,035,026
Within NYC	Manhattan	Inactive	98,535	20,677	350	370	372	163	6,354	0	25	35,925	162,771
Within NYC	Manhattan	Total	820,640	109,795	2,094	2,166	2,267	1,025	32,207	10	672	226,921	1,197,797
Within NYC	Queens	Active	780,057	129,989	5,295	3,320	1,957	637	27,275	8	1,256	256,888	1,206,682
Within NYC	Queens	Inactive	48,049	8,353	368	303	142	45	2,162	0	21	16,762	76,205
Within NYC	Queens	Total	828,106	138,342	5,663	3,623	2,099	682	29,437	8	1,277	273,650	1,282,887
Within NYC	Staten Island	Active	128,792	90,023	4,627	1,065	421	240	9,836	6	224	64,056	299,290
Within NYC	Staten Island	Inactive	9,452	5,110	273	119	38	11	780	0	3	4,397	20,183
Within NYC	Staten Island	Total	138,244	95,133	4,900	1,184	459	251	10,616	6	227	68,453	319,473
Within NYC Total		Active	3,257,214	475,614	19,026	13,796	8,035	2,772	104,983	47	4,140	886,598	4,772,225
Within NYC Total		Inactive	324,277	52,290	1,925	2,050	1,068	334	15,130	0	114	100,971	498,159
Within NYC Total		Total	3,581,491	527,904	20,951	15,846	9,103	3,106	120,113	47	4,254	987,569	5,270,384

INFORMATION REGARDING MAILING FORM NOTICES FOR 2019 THAT WERE SENT FROM THE GENERAL OFFICE

ALL BOROUGHES: Daily Count Form Notices from January 01, 2019 to December 5, 2019

Borough	New Acknowledgments	Change Acknowledgments	Transfers	Confirmations	Cancellations	TOTAL BY BOROUGH
Manhattan	40,542	19,568	60,580	2,491	256	123,437
Bronx	27,236	17,626	29,076	1,227	405	75,570
Brooklyn	56,293	33,410	71,524	537	263	162,027
Queens	53,593	26,014	53,789	1,170	12,896	134,862
Staten Island	9,577	6,073	12,352	108	71	28,181
TOTALS BY FORM	187,241	102,691	227,321	5,533	1,291	524,077

Voter Registration Cont'd

20 YEAR ACTIVE AND INACTIVE VOTER'S REPORT

ID	Year	Manhattan	Brooklyn	Queens	Bronx	Staten Island	Total
20	1999	786,091	998,084	830,926	522,669	217,978	3,355,748
21	2000	876,120	1,095,963	902,459	568,751	227,355	3,670,648
22	2001	876,216	1,109,941	927,354	576,982	229,938	3,720,431
23	2002	1,010,007	1,271,743	1,038,926	663,867	252,560	4,237,103
24	2003	970,302	1,220,751	1,012,298	637,864	246,689	4,087,904
25	2004	1,110,217	1,329,900	1,092,384	695,932	265,988	4,494,421
26	2005	1,083,330	1,297,665	1,059,371	680,661	262,249	4,383,276
27	2006	1,099,027	1,317,470	1,045,684	690,491	265,050	4,417,722
28	2007	1,020,216	1,261,774	984,793	647,824	254,569	4,169,176
29	2008	1,137,092	1,394,937	1,090,420	717,957	274,526	4,614,932
30	2009	1,067,602	1,357,640	1,081,422	685,848	270,145	4,462,657
31	2010	1,083,138	1,392,965	1,100,884	696,246	275,729	4,548,962
32	2011	1,034,163	1,341,565	1,083,493	664,369	268,181	4,391,771
33	2012	1,109,781	1,424,479	1,116,578	710,436	279,148	4,640,422
34	2013	1,077,586	1,417,767	1,122,721	712,273	279,558	4,609,905
35	2014	1,049,505	1,413,359	1,100,204	724,576	280,718	4,568,362
36	2015	1,034,443	1,410,468	1,096,535	724,625	285,725	4,551,796
37	2016	1,126,400	1,526,514	1,192,529	782,405	299,514	4,927,362
38	2017	1,150,371	1,560,839	1,229,022	805,382	308,228	5,053,842
39	2018	1,171,900	1,594,090	1,247,204	813,033	311,721	5,137,948
40	2019	1,197,797	1,637,055	1,282,887	833,172	319,473	5,270,384

Election Day Operations



DEBRA LEIBLE

Coordinator, Election Day Operations

POLL WORKER RECRUITMENT AND OUTREACH

This department is charged with the responsibility for recruiting, training, assigning and tracking the performance of individuals who staff the polls and serve voters on Election Day. There are several different Poll Worker positions that vary in qualifications and degrees of responsibility:

COORDINATORS are placed in polling sites to serve as the manager, to troubleshoot any problems and ensure that Election Day procedures are being followed. Their goal is to see that voters receive courteous, prompt and proper service. Each poll site now has two tablets which the Coordinator gives to the Information Clerks during the day to assist with directing voters. At closing, the Coordinator uploads the PMDs from the scanners giving us the earliest possible results.

INFORMATION CLERKS are placed at sites with multiple EDs to help direct and guide voters to their correct voting districts and poll sites by using street directories and poll site lists. They now have tablets with an app to also assist with directing voters.

ACCESSIBILITY CLERKS are assigned to poll sites with alternate accessible entrances where doors cannot remain open or where other assistance is required. They are assigned to doors and elevators that do not have Braille and they act as warning clerks where there is a hazard of someone tripping or bumping into something on the way into the poll site.

ED/AD TABLE INSPECTORS and **POLL CLERKS** are the backbone of the Board's Election Day workforce. There are two INSPECTORS at each Election District or table, one enrolled Democrat and one Republican — a system of "checks and balances" that is required by New York State Election Law. POLL CLERKS are similarly divided and are mainly used as needed in the voting process in EDs where there are more than 750 registered voters.

SCANNER INSPECTORS verify that the scanners have not been tampered with, set-up and open the polls on the scanners for voting and assist voters if needed. There are two (2) inspectors per scanner; one (1) Democrat and one (1) Republican.

Election Day Operations Cont'd

BMD INSPECTORS ensure the privacy booths and BMD are set up properly. They keep the booths clear of electioneering materials and are there to assist the voters if requested. There are two (2) Inspectors, one enrolled Democrat and one enrolled Republican.

INTERPRETERS assist voters with limited English proficiency at poll sites in various neighborhoods in New York City and are a major component of the Board's Language Assistance Program. The Board provides Spanish, Chinese (Cantonese/Mandarin), Korean and Bengali/Hindi interpreters in targeted areas in conjunction with the plan based on recent census data.

ELECTION NIGHT REPORTING CLERKS (ENR) Every Police Precinct in New York City has a four-person bipartisan Election Night Reporting Team (ENR Team) assigned to report at 7pm. The ENR Team is responsible for the setup and testing of the Equipment prior to the close of polls.

Once the polls close, the ENR Team awaits the arrival of Police Officers transporting the Large Yellow Scanner Voting Records Bag which contains the Portable Memory Device (PMD) and the Zero Report and Results Tape. Once verified the ENR Team uses the Election Night Reporting Tablet to upload and transmit any PMDs that were not uploaded at the poll site.

A.D. POLL SITE MONITORS are a bipartisan team of specially trained Poll Workers who monitor an Assembly District on Election Day.

While the Coordinators, Inspectors, Poll Clerks and Information Clerks are required by law to be both a citizen and a registered voter, the Interpreters and Accessibility Clerks do not have such a requirement. County Committee applicants make up a great portion of the total complement needed to staff the polls but thousands of positions still must be filled. To this end, the Board trains and assigns poll workers recruited from various sources, including the City University of New York and numerous civic and advocacy groups. Poll Worker applicants also submit forms obtained from the Board's phone bank, Borough Offices, nyc.electiondayworker.com, or by indicating interest in serving when completing their Voter Registration applications.

POLL WORKER TRAINING AND INITIATIVES

During 2019, we had 390 available Adjunct Trainers and Assistants to conduct poll worker training. There were 3,698 classes at 105 training sites throughout New York City. These classes train the poll workers to use the Basic Poll Worker Manual, visual aids and various voter information forms and materials used on Election Day. Demonstrations of the AutoMARK Ballot Marking Device (BMD) and the Optical Scanner Voting System are included in the training. The Board assigned 76,936 workers to class and trained 46,335 poll workers in 2019. We continued to step-by-step laminated instructions for the BMD and Scanners. The purpose of these cards is to make it easier for the poll workers to open and close the BMD and Scanners simply by working in teams of two – one reading the instructions and the other performing the required steps.

The Basic Poll Worker Manual contains a section on diversity and incorporates customer service training for poll worker classes. The poll site signage provides voter information and assistance in all five (5) mandated languages based on what is required in each borough. These multi-language materials include "How to Use the Scanner" and the NYS Voter Bill of Rights.

NURSING HOMES PROGRAM

The Board of Elections provides services to Nursing Care Residential Facilities and their occupants. During the 2019 Special Elections, Primary Election and General Election, Board staff made 556 visits to nursing home facilities and delivered 20,175 Absentee Ballots to residents.

EDO DEPARTMENT

EDO Department staff assists with educating voters on the BMD, Scanner and election procedures. They organize demonstrations of equipment when requested throughout the five boroughs as well as attend recruitment events for poll workers. In 2019, there were 18,976 poll workers recruited through various events and organizations.

Election Day Operations Cont'd

2019 POLL WORKER COVERAGE ANALYSIS

Poll Worker Positions	Special Election Public Advocate - 02/26/2019			Special Election City Council District 45 - 05/14/2019			Primary Election 2019 - 06/25/2019			General Election 2019 - 11/05/2019*		
	P	A	W	P	A	W	P	A	W	P	A	W
*	P	A	W	P	A	W	P	A	W	P	A	W
Accessibility Clerk	1,571	1,469	1,091	34	33	32	1,171	1,108	812	3,353	3,244	2,920
AD Poll Site Monitor	342	336	314	8	14	21	256	241	233	334	327	316
Affidavit Inspector	0	0	0	0	0	0	0	0	0	2,016	1,893	1,730
Bengali Interpreter	86	83	67	0	0	0	88	84	76	264	253	230
Chinese Interpreter	1,308	900	757	26	26	24	1,197	943	768	2,686	2,250	2,091
Coordinator	1,615	1,602	1,601	55	55	55	1,211	1,158	1,165	2,844	2,770	2,757
Custodian	165	125	140	2	0	2	116	60	102	169	103	141
Election Night Reporting Clerk	316	302	284	24	19	18	224	216	202	316	273	270
Field/Office/Zone Coordinator	10	8	7	10	9	7	10	10	7	10	4	8
Hindi Interpreter	106	102	86	0	0	0	112	105	70	304	284	267
Information Clerk	773	744	628	26	26	21	839	795	603	2,636	2,487	2,364
Affidavit Inspector	0	0	0	0	0	0	0	0	0	15,876	15,371	15,916
Inspector - Relief	20	19	7	16	14	12	1,940	1,812	546	3,352	3,056	2,451
Inspector - Student (Full)	173	118	85	14	9	1	165	102	68	224	110	91
Inspector - Student (Peak)	23	15	14	1	0	0	16	9	7	15	7	5
Inspector BMD-Privacy Booth	174	165	56	26	26	25	1,358	1,286	465	170	151	100
Inspector Table	6,854	6,663	7,420	156	152	154	7,890	7,596	7,987	6,934	6,780	7,575
Inspector-Scanner	6,660	6,398	5,455	114	114	174	4,592	4,387	3,405	6,760	6,560	6,857
Korean Interpreter	232	187	161	0	0	0	236	184	158	490	437	387
Peak Coverage Worker	2	1	1	0	0	0	2	1	1	2	1	1
Poll Clerk - Relief	3,656	3,484	1,557	56	56	27	1,304	1,231	513	3,722	3,609	2,130
Poll Clerk BMD	2,290	2,164	1,185	30	30	20	514	481	267	2,324	2,225	1,465
Poll Clerk Scanner	1,452	1,375	769	20	20	13	192	180	105	1,516	1,459	921
Spanish Interpreter	1,098	1,042	803	25	25	20	805	788	586	2,494	2,299	2,054

* P = POSITIONS * A = ASSIGNED * W = WORKED

Election Day Operations Cont'd

1ST TIME POLL WORKERS IN 2019 — Special Election Public Advocate - 02/26/2019

County	Worked	First Timers
Manhattan	4,441	39
Bronx	3,445	14
Brooklyn	7,003	197
Queens	6,160	122
Staten Island	1,480	48

1ST TIME POLL WORKERS IN 2019 — Special Election City Council District 45 - 05/14/2019

County	Worked	First Timers
Brooklyn	627	0

1ST TIME POLL WORKERS IN 2019 — Primary Election 2019 - 06/25/2019

County	Worked	First Timers
Manhattan	2,956	42
Brooklyn	7,481	325
Queens	6,327	71
Staten Island	1,405	11

1ST TIME POLL WORKERS IN 2019 — General Election 2019 - 11/05/2019

County	Worked	First Timers
Manhattan	11,028	961
Bronx	7,452	766
Brooklyn	17,918	2,221
Queens	13,453	1,669
Staten Island	4,292	511

Election Day Operations Cont'd

2019 BOE / COUNTY POLL WORKERS — Special Election Public Advocate - 02/26/2019

County	Appointed by	Workers
Manhattan	County	1,020
Manhattan	BoE	3,421
Bronx	County	1,256
Bronx	BoE	2,189
Brooklyn	County	2,323
Brooklyn	BoE	4,680
Queens	County	1,441
Queens	BoE	4,719
Staten Island	County	181
Staten Island	BoE	1,299

2019 BOE / COUNTY POLL WORKERS — Special Election City Council District 45 - 05/14/2019

County	Appointed by	Workers
Brooklyn	County	380
Brooklyn	BoE	247

2019 BOE / COUNTY POLL WORKERS — Primary Election 2019 - 06/25/2019

County	Appointed by	Workers
Manhattan	County	668
Manhattan	BoE	2,289
Brooklyn	County	2,409
Brooklyn	BoE	5,074
Queens	County	1,478
Queens	BoE	4,851
Staten Island	County	172
Staten Island	BoE	1,233

2019 BOE / COUNTY POLL WORKERS — General Election 2019 - 11/05/2019*

County	Appointed by	Workers
Manhattan	County	2,631
Manhattan	BoE	8,609
Bronx	County	4,595
Bronx	BoE	2,865
Brooklyn	County	9,742
Brooklyn	BoE	8,278
Queens	County	4,887
Queens	BoE	8,601
Staten Island	County	765
Staten Island	BoE	3,580

*Includes Early Voting Totals

Election Day Operations Cont'd

OF INTERPRETERS, LOCATIONS & COST PER ELECTION

		Special Election Public Advocate - 02/26/2019	Special Election City Council District 45 - 05/14/2019	Primary Election 2019 - 06/25/2019	General Election 2019 - 11/05/2019
Manhattan	# OF LOCATIONS	188	N/A	135	216
	# OF INTERPRETERS	328	N/A	273	861
	COST	\$82,000.00	N/A	\$68,250.00	\$215,250.00
Bronx	# OF LOCATIONS	139	N/A	N/A	152
	# OF INTERPRETERS	140	N/A	N/A	273
	COST	\$35,000.00	N/A	N/A	\$68,250.00
Brooklyn	# OF LOCATIONS	286	24	279	313
	# OF INTERPRETERS	502	44	501	1,606
	COST	\$125,500.00	\$11,000.00	\$125,250.00	\$401,500.00
Queens	# OF LOCATIONS	257	N/A	256	270
	# OF INTERPRETERS	862	N/A	842	2,085
	COST	\$215,500.00	N/A	\$210,500.00	\$521,250.00
Staten Island	# OF LOCATIONS	41	N/A	42	50
	# OF INTERPRETERS	42	N/A	42	204
	COST	\$10,500.00	N/A	\$10,500.00	\$51,000.00

Election Day Operations Cont'd

2019 VACANCY SUMMARY

Election	Inspector Vacancy	# of Positions	% Vacant
Special Election Public Advocate - 02/26/19			
Manhattan	1,455	4,710	30.89%
Bronx	701	3,176	22.07%
Brooklyn	1,559	6,728	23.17%
Queens	728	5,108	14.25%
Staten Island	277	1,384	20.01%
Special Election City Council District 45 - 05/14/19			
Brooklyn	19	418	4.55%
Primary Election - 06/25/19			
Manhattan	623	2,722	22.89%
Brooklyn	2,287	7,846	29.15%
Queens	1,274	5,822	21.88%
Staten Island	348	1,400	24.86%
General Election - 11/05/19			
Manhattan	1,296	9,262	13.99%
Bronx	880	6,504	13.53%
Brooklyn	1,217	13,692	8.89%
Queens	888	9,864	9.00%
Staten Island	106	3,348	3.17%

Election Day Operations Cont'd

2019 POLL WORKER TEST PASSING RATE — Special Election Public Advocate - 02/26/2019

County	Worked	Passed
Manhattan	4,391	4,391
Bronx	3,425	3,425
Brooklyn	6,954	6,953
Queens	6,132	6,132
Staten Island	1,460	1,460

2019 POLL WORKER TEST PASSING RATE — Special Election City Council District 45 - 05/14/2019

County	Worked	Passed
Brooklyn	625	625

2019 POLL WORKER TEST PASSING RATE — Primary Election 2019 - 06/25/2019

County	Worked	Passed
Manhattan	2,920	2,920
Brooklyn	7,437	7,437
Queens	6,301	6,300
Staten Island	1,386	1,386

2019 POLL WORKER TEST PASSING RATE — General Election 2019 - 11/05/2019

County	Worked	Passed
Manhattan	11,030	11,030
Bronx	7,431	7,431
Brooklyn	17,914	17,914
Queens	13,420	13,420
Staten Island	4,295	4,295

2019 POLL WORKER COMPLAINTS BY CATEGORY

Borough	Complaints That Poll Workers Were Rude/Behavior	Complaints That Poll Workers Were Not Following Procedure
Manhattan	193	28
Bronx	6	4
Brooklyn	77	16
Queens	14	7
Staten Island	107	28
Total	397	83

Election Day Operations Cont'd

2019 STANDBY USAGE — Special Election Public Advocate - 02/26/2019

County	Worked	Dispatched
Manhattan	146	116
Bronx	143	135
Brooklyn	159	159
Queens	175	174
Staten Island	22	22

2019 STANDBY USAGE — Special Election City Council District 45 - 05/14/2019

County	Worked	Dispatched
Brooklyn	71	70

2019 STANDBY USAGE — Primary Election 2019 - 06/25/2019

County	Worked	Dispatched
Manhattan	234	207
Brooklyn	91	91
Queens	213	213
Staten Island	16	16

2019 STANDBY USAGE — General Election 2019 - 11/05/2019

County	Worked	Dispatched
Manhattan	387	316
Bronx	191	167
Brooklyn	208	195
Queens	634	560
Staten Island	91	75

Election Day Operations Cont'd

2019 POLL WORKER APPLICATIONS RECEIVED

Poll Worker Application Source	County	Apps	Tested	%
10/2018 Ads	BX	0	0	0%
10/2018 Ads	KG	0	0	0%
10/2018 Ads	NY	1	0	0%
10/2018 Ads	QN	0	0	0%
10/2018 Ads	RH	0	0	0%
2014DirectMail	BX	0	0	0%
2014DirectMail	KG	0	0	0%
2014DirectMail	NY	5	2	40%
2014DirectMail	QN	7	2	29%
2014DirectMail	RH	0	0	0%
B-EDO	BX	0	0	0%
B-EDO	KG	526	203	39%
B-EDO	NY	2	2	100%
B-EDO	QN	5	3	60%
B-EDO	RH	1	1	100%
BOE Outreach	BX	20	5	25%
BOE Outreach	KG	1	1	100%
BOE Outreach	NY	0	0	0%
BOE Outreach	QN	43	3	7%
BOE Outreach	RH	26	11	42%
BX BOE	BX	496	279	56%
BX BOE	KG	3	0	0%
BX BOE	NY	1	1	100%
BX BOE	QN	1	1	100%
BX BOE	RH	0	0	0%
Community Organization	BX	1	1	100%
Community Organization	KG	19	3	16%
Community Organization	NY	2	1	50%
Community Organization	QN	0	0	0%
Community Organization	RH	16	8	50%
Community-Mail	BX	16	6	38%
Community-Mail	KG	84	16	19%
Community-Mail	NY	571	250	44%
Community-Mail	QN	254	118	46%
Community-Mail	RH	6	4	67%
County Organization	BX	58	42	72%
County Organization	KG	166	105	63%
County Organization	NY	6	4	67%
County Organization	QN	26	17	65%
County Organization	RH	0	0	0%
CUNY Student	BX	0	0	0%
CUNY Student	KG	1	0	0%
CUNY Student	NY	0	0	0%
CUNY Student	QN	0	0	0%
CUNY Student	RH	0	0	0%
Deputized	BX	0	0	0%
Deputized	KG	2	0	0%
Deputized	NY	0	0	0%
Deputized	QN	0	0	0%
Deputized	RH	0	0	0%
Direct Mailing	BX	1	0	0%
Direct Mailing	KG	1	1	100%
Direct Mailing	NY	63	30	48%
Direct Mailing	QN	353	142	40%
Direct Mailing	RH	0	0	0%
EDOTransDepartment	BX	0	0	0%

Poll Worker Application Source	County	Apps	Tested	%
EDOTransDepartment	KG	0	0	0%
EDOTransDepartment	NY	0	0	0%
EDOTransDepartment	QN	0	0	0%
EDOTransDepartment	RH	1	0	0%
ElectionDayWorker.com	BX	876	292	33%
ElectionDayWorker.com	KG	3,217	1,067	33%
ElectionDayWorker.com	NY	1,904	975	51%
ElectionDayWorker.com	QN	2,796	1,006	36%
ElectionDayWorker.com	RH	503	305	61%
ElectionDayWorker.com via 10/2018 Ads	BX	109	34	31%
ElectionDayWorker.com via 10/2018 Ads	KG	72	1	1%
ElectionDayWorker.com via 10/2018 Ads	NY	19	3	16%
ElectionDayWorker.com via 10/2018 Ads	QN	48	15	31%
ElectionDayWorker.com via 10/2018 Ads	RH	1	0	0%
ElectionDayWorker.com via 2014DirectMail	BX	0	0	0%
ElectionDayWorker.com via 2014DirectMail	KG	0	0	0%
ElectionDayWorker.com via 2014DirectMail	NY	1	0	0%
ElectionDayWorker.com via 2014DirectMail	QN	0	0	0%
ElectionDayWorker.com via 2014DirectMail	RH	0	0	0%
ElectionDayWorker.com via 2018InterpreterDigitalLink	BX	4	0	0%
ElectionDayWorker.com via 2018InterpreterDigitalLink	KG	1	0	0%
ElectionDayWorker.com via 2018InterpreterDigitalLink	NY	3	1	33%
ElectionDayWorker.com via 2018InterpreterDigitalLink	QN	6	3	50%
ElectionDayWorker.com via 2018InterpreterDigitalLink	RH	0	0	0%
ElectionDayWorker.com via B-EDO	BX	0	0	0%
ElectionDayWorker.com via B-EDO	KG	241	74	31%
ElectionDayWorker.com via B-EDO	NY	0	0	0%
ElectionDayWorker.com via B-EDO	QN	1	1	100%
ElectionDayWorker.com via B-EDO	RH	0	0	0%
ElectionDayWorker.com via BOE Outreach	BX	0	0	0%
ElectionDayWorker.com via BOE Outreach	KG	4	4	100%
ElectionDayWorker.com via BOE Outreach	NY	2	2	100%
ElectionDayWorker.com via BOE Outreach	QN	13	7	54%
ElectionDayWorker.com via BOE Outreach	RH	1	1	100%
ElectionDayWorker.com via BX BOE	BX	18	12	67%
ElectionDayWorker.com via BX BOE	KG	0	0	0%
ElectionDayWorker.com via BX BOE	NY	0	0	0%
ElectionDayWorker.com via BX BOE	QN	0	0	0%
ElectionDayWorker.com via BX BOE	RH	0	0	0%
ElectionDayWorker.com via Community Organization	BX	0	0	0%
ElectionDayWorker.com via Community Organization	KG	4	4	100%
ElectionDayWorker.com via Community Organization	NY	2	2	100%
ElectionDayWorker.com via Community Organization	QN	0	0	0%
ElectionDayWorker.com via Community Organization	RH	4	3	75%
ElectionDayWorker.com via Community-Mail	BX	0	0	0%
ElectionDayWorker.com via Community-Mail	KG	6	2	33%
ElectionDayWorker.com via Community-Mail	NY	51	41	80%
ElectionDayWorker.com via Community-Mail	QN	44	37	84%
ElectionDayWorker.com via Community-Mail	RH	0	0	0%
ElectionDayWorker.com via County Organization	BX	14	6	43%
ElectionDayWorker.com via County Organization	KG	75	70	93%
ElectionDayWorker.com via County Organization	NY	4	4	100%
ElectionDayWorker.com via County Organization	QN	5	4	80%
ElectionDayWorker.com via County Organization	RH	2	2	100%
ElectionDayWorker.com via CUNY	BX	2	0	0%
ElectionDayWorker.com via CUNY	KG	2	1	50%

Election Day Operations Cont'd

2019 POLL WORKER APPLICATIONS RECEIVED CONT'D

Poll Worker Application Source	County	Apps	Tested	%
ElectionDayWorker.com via CUNY	NY	0	0	0%
ElectionDayWorker.com via CUNY	QN	0	0	0%
ElectionDayWorker.com via CUNY	RH	0	0	0%
ElectionDayWorker.com via CUNY Student	BX	10	2	20%
ElectionDayWorker.com via CUNY Student	KG	45	11	24%
ElectionDayWorker.com via CUNY Student	NY	17	7	41%
ElectionDayWorker.com via CUNY Student	QN	49	10	20%
ElectionDayWorker.com via CUNY Student	RH	5	4	80%
ElectionDayWorker.com via Deputized	BX	0	0	0%
ElectionDayWorker.com via Deputized	KG	4	2	50%
ElectionDayWorker.com via Deputized	NY	0	0	0%
ElectionDayWorker.com via Deputized	QN	0	0	0%
ElectionDayWorker.com via Deputized	RH	0	0	0%
ElectionDayWorker.com via Direct Mailing	BX	0	0	0%
ElectionDayWorker.com via Direct Mailing	KG	0	0	0%
ElectionDayWorker.com via Direct Mailing	NY	4	3	75%
ElectionDayWorker.com via Direct Mailing	QN	45	38	84%
ElectionDayWorker.com via Direct Mailing	RH	0	0	0%
ElectionDayWorker.com via Event Recruitment Drive (ERD)	BX	0	0	0%
ElectionDayWorker.com via Event Recruitment Drive (ERD)	KG	0	0	0%
ElectionDayWorker.com via Event Recruitment Drive (ERD)	NY	0	0	0%
ElectionDayWorker.com via Event Recruitment Drive (ERD)	QN	0	0	0%
ElectionDayWorker.com via Event Recruitment Drive (ERD)	RH	3	3	100%
ElectionDayWorker.com via Facebook Ad	BX	1	1	100%
ElectionDayWorker.com via Facebook Ad	KG	4	2	50%
ElectionDayWorker.com via Facebook Ad	NY	2	1	50%
ElectionDayWorker.com via Facebook Ad	QN	2	2	100%
ElectionDayWorker.com via Facebook Ad	RH	2	1	50%
ElectionDayWorker.com via High School 2019	BX	0	0	0%
ElectionDayWorker.com via High School 2019	KG	18	17	94%
ElectionDayWorker.com via High School 2019	NY	3	3	100%
ElectionDayWorker.com via High School 2019	QN	14	13	93%
ElectionDayWorker.com via High School 2019	RH	0	0	0%
ElectionDayWorker.com via High School Student	BX	1	1	100%
ElectionDayWorker.com via High School Student	KG	6	4	67%
ElectionDayWorker.com via High School Student	NY	1	1	100%
ElectionDayWorker.com via High School Student	QN	18	10	56%
ElectionDayWorker.com via High School Student	RH	0	0	0%
ElectionDayWorker.com via HPWA	BX	0	0	0%
ElectionDayWorker.com via HPWA	KG	10	8	80%
ElectionDayWorker.com via HPWA	NY	0	0	0%
ElectionDayWorker.com via HPWA	QN	0	0	0%
ElectionDayWorker.com via HPWA	RH	0	0	0%
ElectionDayWorker.com via KG BOE	BX	0	0	0%
ElectionDayWorker.com via KG BOE	KG	11	10	91%
ElectionDayWorker.com via KG BOE	NY	0	0	0%
ElectionDayWorker.com via KG BOE	QN	0	0	0%
ElectionDayWorker.com via KG BOE	RH	0	0	0%
ElectionDayWorker.com via MTA Bus and Train Ad Campaign	BX	17	4	24%
ElectionDayWorker.com via MTA Bus and Train Ad Campaign	KG	26	9	35%
ElectionDayWorker.com via MTA Bus and Train Ad Campaign	NY	13	9	69%
ElectionDayWorker.com via MTA Bus and Train Ad Campaign	QN	13	2	15%
ElectionDayWorker.com via MTA Bus and Train Ad Campaign	RH	1	0	0%
ElectionDayWorker.com via Newspaper Ad	BX	1	0	0%
ElectionDayWorker.com via Newspaper Ad	KG	0	0	0%
ElectionDayWorker.com via Newspaper Ad	NY	0	0	0%

Poll Worker Application Source	County	Apps	Tested	%
ElectionDayWorker.com via Newspaper Ad	QN	4	0	0%
ElectionDayWorker.com via Newspaper Ad	RH	0	0	0%
ElectionDayWorker.com via NY BOE	BX	0	0	0%
ElectionDayWorker.com via NY BOE	KG	0	0	0%
ElectionDayWorker.com via NY BOE	NY	5	3	60%
ElectionDayWorker.com via NY BOE	QN	0	0	0%
ElectionDayWorker.com via NY BOE	RH	0	0	0%
ElectionDayWorker.com via NYC.gov	BX	0	0	0%
ElectionDayWorker.com via NYC.gov	KG	1	1	100%
ElectionDayWorker.com via NYC.gov	NY	0	0	0%
ElectionDayWorker.com via NYC.gov	QN	1	0	0%
ElectionDayWorker.com via NYC.gov	RH	0	0	0%
ElectionDayWorker.com via Other	BX	0	0	0%
ElectionDayWorker.com via Other	KG	23	18	78%
ElectionDayWorker.com via Other	NY	0	0	0%
ElectionDayWorker.com via Other	QN	2	1	50%
ElectionDayWorker.com via Other	RH	0	0	0%
ElectionDayWorker.com via Phone Bank	BX	0	0	0%
ElectionDayWorker.com via Phone Bank	KG	1	1	100%
ElectionDayWorker.com via Phone Bank	NY	1	1	100%
ElectionDayWorker.com via Phone Bank	QN	0	0	0%
ElectionDayWorker.com via Phone Bank	RH	0	0	0%
ElectionDayWorker.com via Registration	BX	0	0	0%
ElectionDayWorker.com via Registration	KG	20	14	70%
ElectionDayWorker.com via Registration	NY	0	0	0%
ElectionDayWorker.com via Registration	QN	0	0	0%
ElectionDayWorker.com via Registration	RH	0	0	0%
ElectionDayWorker.com via RH BOE	BX	0	0	0%
ElectionDayWorker.com via RH BOE	KG	0	0	0%
ElectionDayWorker.com via RH BOE	NY	0	0	0%
ElectionDayWorker.com via RH BOE	QN	0	0	0%
ElectionDayWorker.com via RH BOE	RH	15	13	87%
ElectionDayWorker.com via Section 203	BX	0	0	0%
ElectionDayWorker.com via Section 203	KG	1	1	100%
ElectionDayWorker.com via Section 203	NY	0	0	0%
ElectionDayWorker.com via Section 203	QN	1	1	100%
ElectionDayWorker.com via Section 203	RH	0	0	0%
ElectionDayWorker.com via State Board of Elections	BX	0	0	0%
ElectionDayWorker.com via State Board of Elections	KG	0	0	0%
ElectionDayWorker.com via State Board of Elections	NY	0	0	0%
ElectionDayWorker.com via State Board of Elections	QN	1	0	0%
ElectionDayWorker.com via State Board of Elections	RH	0	0	0%
ElectionDayWorker.com via Voter Information Notice	BX	156	34	22%
ElectionDayWorker.com via Voter Information Notice	KG	286	133	47%
ElectionDayWorker.com via Voter Information Notice	NY	97	41	42%
ElectionDayWorker.com via Voter Information Notice	QN	157	66	42%
ElectionDayWorker.com via Voter Information Notice	RH	68	36	53%
ElectionDayWorker.com via Web Site	BX	369	146	40%
ElectionDayWorker.com via Web Site	KG	831	317	38%
ElectionDayWorker.com via Web Site	NY	392	197	50%
ElectionDayWorker.com via Web Site	QN	755	256	34%
ElectionDayWorker.com via Web Site	RH	128	85	66%
ElectionDayWorker.com via whosontheballot.org	BX	0	0	0%
ElectionDayWorker.com via whosontheballot.org	KG	0	0	0%
ElectionDayWorker.com via whosontheballot.org	NY	0	0	0%
ElectionDayWorker.com via whosontheballot.org	QN	1	0	0%

Election Day Operations Cont'd

2019 POLL WORKER APPLICATIONS RECEIVED CONT'D

Poll Worker Application Source	County	Apps	Tested	%
ElectionDayWorker.com via whosontheballot.org	RH	0	0	0%
Event Recruitment Drive (ERD)	BX	0	0	0%
Event Recruitment Drive (ERD)	KG	0	0	0%
Event Recruitment Drive (ERD)	NY	0	0	0%
Event Recruitment Drive (ERD)	QN	0	0	0%
Event Recruitment Drive (ERD)	RH	19	6	32%
High School 2019	BX	0	0	0%
High School 2019	KG	30	18	60%
High School 2019	NY	37	29	78%
High School 2019	QN	49	41	84%
High School 2019	RH	20	19	95%
High School Student	BX	91	29	32%
High School Student	KG	13	7	54%
High School Student	NY	12	10	83%
High School Student	QN	68	15	22%
High School Student	RH	0	0	0%
HPWA	BX	0	0	0%
HPWA	KG	51	19	37%
HPWA	NY	1	0	0%
HPWA	QN	0	0	0%
HPWA	RH	0	0	0%
HPWA-CUNY	BX	0	0	0%
HPWA-CUNY	KG	0	0	0%
HPWA-CUNY	NY	0	0	0%
HPWA-CUNY	QN	1	1	100%
HPWA-CUNY	RH	0	0	0%
HS Student 2018	BX	0	0	0%
HS Student 2018	KG	1	0	0%
HS Student 2018	NY	1	0	0%
HS Student 2018	QN	3	2	67%
HS Student 2018	RH	0	0	0%
KG BOE	BX	0	0	0%
KG BOE	KG	64	22	34%
KG BOE	NY	2	0	0%
KG BOE	QN	0	0	0%
KG BOE	RH	0	0	0%
MTA Bus and Train Ad Campaign	BX	0	0	0%
MTA Bus and Train Ad Campaign	KG	1	0	0%
MTA Bus and Train Ad Campaign	NY	0	0	0%
MTA Bus and Train Ad Campaign	QN	0	0	0%
MTA Bus and Train Ad Campaign	RH	0	0	0%
NY BOE	BX	1	1	100%
NY BOE	KG	0	0	0%
NY BOE	NY	57	39	68%
NY BOE	QN	0	0	0%
NY BOE	RH	0	0	0%
Other	BX	0	0	0%
Other	KG	139	42	30%
Other	NY	0	0	0%
Other	QN	35	29	83%
Other	RH	0	0	0%
Phone Bank	BX	0	0	0%
Phone Bank	KG	9	6	67%
Phone Bank	NY	12	3	25%
Phone Bank	QN	13	5	38%
Phone Bank	RH	3	1	33%

Poll Worker Application Source	County	Apps	Tested	%
QN BOE	BX	0	0	0%
QN BOE	KG	0	0	0%
QN BOE	NY	0	0	0%
QN BOE	QN	6	3	50%
QN BOE	RH	0	0	0%
Registration	BX	0	0	0%
Registration	KG	155	74	48%
Registration	NY	0	0	0%
Registration	QN	3	0	0%
Registration	RH	0	0	0%
RH BOE	BX	0	0	0%
RH BOE	KG	0	0	0%
RH BOE	NY	0	0	0%
RH BOE	QN	0	0	0%
RH BOE	RH	196	117	60%
RH18	BX	0	0	0%
RH18	KG	0	0	0%
RH18	NY	0	0	0%
RH18	QN	1	1	100%
RH18	RH	4	3	75%
Web Site	BX	1	0	0%
Web Site	KG	0	0	0%
Web Site	NY	2	1	50%
Web Site	QN	13	6	46%
Web Site	RH	0	0	0%

Voting Equipment Operations Unit/Poll Site Management



CARLOS RODRIGUEZ
Chief Voting Machine Technician

VOTING MACHINE FACILITIES:

The Voting Equipment Operation Unit (VEOU) maintains responsibility for the management, security, testing, maintenance and custody of voting equipment for each of the five boroughs in the City of New York. The Voting Machine Facilities (VMF) staff in all boroughs apply themselves to enhance the efficiency and preparation of Scanners and BMDs equipment during each Election. The average time to test and prepare the Scanners and BMDs for each Election event averages between 30 to 45 minutes per device.

Voting Equipment Operations Unit / Poll Site Management Cont'd

Each VMF prepared and deployed all the equipment required for the February 26th, 2019 Special Election, June 25th Primaries and the November 5th General Election & early voting as follows:

Election	DS 200 Scanners	Ballot Marking Device	ED Transportation Carts	Privacy Booths	E-Poll Books/BOD
February 26th 2019 Special Election Citywide	4,054	1,255	3,427	16,015	N/A
June 25th , 2019, Primary Election - Manhattan, Brooklyn, Queens and Staten Island only	2,394	965	3,945	8,073	N/A
Early Voting – October 26th thru November 3rd 2019	336	122	122	1,145	490
November 5, 2019, General Election	4,134	1,269	3,467	15,065	4,714

During 2019, the VMF staff with the assistance of ES&S addressed equipment problems on Election Days within an average of 15 to 60 minutes. The Board of Elections received calls and replaced on Election Days the following Scanners and Ballot Marking Devices:

Election	DS 200 Scanners			Ballot Marking Devices		
	Calls	Replaced		Calls	Replaced	
		Number	Percentage		Number	Percentage
February 26th 2019 Special Election Citywide	311	15	0.37%	145	18	1.43%
June 25th , 2019, Primary Election - Manhattan, Brooklyn, Queens and Staten Island only	178	8	0.33%	82	2	0.21%
November 5, 2019, General Election	385	12	0.29 %	170	15	1.18%

Note: Every poll site received at least one Ballot Marking Device (AutoMARK) and two DS200 scanners.

In addition, the Board of Elections received and documented the following Election Day Calls:

Election	Poll site	Poll Workers	Supplies	Procedure Question	ED Supply Carts	E-Poll Book
February 26th 2019 Special Election Citywide	192	654	420	18	22	N/A
June 25th , 2019, Primary Election - Manhattan, Brooklyn, Queens and Staten Island only	174	728	344	11	15	N/A
November 5, 2019, General Election	195	793	1035	57	73	317

Voting Equipment Operations Unit / Poll Site Management Cont'd

Poll sites that began processing voters after 6:00 am on Election Day:

Election	Pollsite	Open on Time		Open Late	
		Number	Percentage	Number	Percentage
February 26th 2019 Special Election Citywide	1,232	1,230	99.84%	2	0.16%
June 25th , 2019, Primary Election - Manhattan, Brooklyn, Queens and Staten Island only	936	933	99.68%	3	0.32%
November 5, 2019, General Election	1,247	1,240	99.44%	7	0.56%

The General Office VEOU throughout the year continued to provide all the reports, supplies and technical support required by the Voting Machine Facilities staff in all five boroughs.

POLL SITES

Among the 2019, VEOU-Poll Site Division accomplishments are:

- In conjunction with the ADA unit, implemented efforts to make polling sites, paths of travel, entrances, exits, and voting areas accessible for individuals with disabilities.
- Continued third party agreements with the Department of Education for the installation of permanent handrails solutions at 24 school facilities and built a permanent pathway to a voter entrance at FDR HS in Brooklyn. The pathway facilitated to voters an ADA compliant entrance. The net result of this effort is a substantial cost savings for the deployment, installation and storage of ramps to the board.
- Ensured that each polling site contained sufficient square footage, visible accessible entrances, and were technology friendly and reliable. Developed schematics for accessing polling sites and floor plans that detailed the placement of the Election Day equipment.
- Extensive involvement and collaboration for the successful Early Voting implementation at all designated 61 poll sites. VEOU-Poll Site division ensured the proper deployment of equipment at the 61 early voting poll sites. Generators were acquire and installed at 49 early voting sites to accommodate electrical demands due to the introduction of new voting equipment. (Ballot on demand printers, E-poll Books and cradle points)
- In order to comply with the requirements of the federal court order conducted joint reviews with boroughs staff and ADA unit of all levels of surveys and ensured the appropriate solutions to identified and overcome barriers. The solutions were not limited to: the placement of additional accessibility clerks and the installation of door props, handrails, cones, ramps and mats in polling sites.

Ramp Unit



SUSAN M. CAICEDO

Voting Equipment Operation (VEOU)

The ramp unit is responsible to ensure that all polling sites have the necessary equipment to comply with ADA regulations in order to make them fully accessible to voters with disabilities. Working closely with the Board of Elections (BOE) survey departments in each of the five boroughs and in conjunction with the ADA Coordinators, we construct each site that requires equipment as recommended by Evan Terry and Associates (ETA) to make the sites accessible.

We currently have seventeen vendors who store, transport, and install the ADA equipment for more than five hundred and sixty sites that are broken down into geographic zones within each borough. Equipment can range from mats and simple ramp setups to much more complicated ramp systems requiring multiple ramp runs and landings. These vendors are responsible to begin setup of equipment the day before an Election and complete the installations by 6am on Election Day. We will also make arrangements with some sites to install the weekend preceding the Election when the install is complicated and requires many hours to install. They are also required to attend training class prior to each Election on the proper installation of the ramp equipment and understanding of ADA compliancy.

With the addition of Early Voting, the vendors are also responsible to install any equipment that is necessary to make these sites compliant. They will also monitor this equipment for the full nine day of early voting to ensure that the equipment remains secure and compliant.

The ramp unit will also meet periodically with the two ramp equipment vendors, National Ramp and EZ Access, to discuss and develop new equipment options to meet the needs of the polling site where standard equipment may not always work.

We are always continuing to improve the installation process to ensure that voters with disabilities have a safe and compliant access to their polling location.

Facilities Operations



NICHOLAS SQUICCIARINI
Facilities Manager

With the start of Early Voting in NYC's five boroughs we have requested additional space from OMB for the new equipment that will be needed for the Early Voting sites. We have received approval for extra space in the Annex at 5112 2nd Avenue in Brooklyn adjacent to our existing space in the Brooklyn Voting Machine Facility. DCAS is currently working on this lease to try to get us into the space as soon as possible. With no other requests approved the Board is trying to help make some space by moving all the privacy booths from all Voting machine Facilities to 4312 2nd Ave a storage facility in Brooklyn to optimize the space located there. Throughout the five boroughs we have worked with the Chiefs and Deputies to redesign existing work space to accommodate expanded and or new departments that support Early Voting.

We will continue past 2019 to grow, with additional space requests within our existing addresses to support the increase in poll worker classes, improved space for additional equipment and staff as the Board of Elections continues its advancement into 2020 and beyond.



SHERWIN SUSS
Agency Chief Contracting Officer

The role of the Procurement Department is to oversee and process all Board of Elections contracts for goods and services to ensure compliance with the New York City procurement Policy Board Rules (PPB Rules).

The PPB Rules were developed to ensure that all city agencies' procurement practices are uniform in application, and to provide fair and equitable treatment to all persons doing business with the city.

EARLY VOTING

The staff in the Procurement Department was particularly busy in 2019, coordinating the selection and purchase of the vast array of equipment and accessories needed for New York City's new early voting process. This required creating a process to allow the agency to evaluate and select electronic Poll Books, and a Ballot on Demand printing system to use during early voting.

The staff was then tasked with drafting the contract documents to purchase the equipment, and meet quick timelines imposed by State Law. At the same time, the Procurement Department was assisting various agency units to source and purchase the multitude of items necessary to make early voting a reality. The hard work of this department and agency allowed for a successful rollout for early voting in 2019.

W/MBE PARTICIPATION

The Procurement Department continues to actively solicit W/MBE (women- and minority-owned businesses) to participate in the bidding process to provide goods and services for the Board of Elections.

The BOE was one of the first city agencies to use the M/WBE expanded micro purchase procedure. The agency increased the number of vendors used and increased the dollar amount of contracts awarded. We intend to continue to pursue M/WBE participation in the future.

Electronic Voting Systems Department



JOHN NAUDUS
Director, Electronic Voting Systems

"The mission of the Electronic Voting Systems Department (EVS) is to administer and support the Board's computerized voting systems during pre- and post-election activities conducted in each of the five counties in the City of New York."

The Board's computerized voting systems administered and supported by the EVS Department include the Central Scanning and Tabulation System for Absentee, Military, Federal, Presidential and Affidavit ballots; the Election Management System for ballot marking devices (BMD); and the Poll Site Voting System (PVS) used at the Early Voting poll sites and Election Day poll sites. EVS prepares these systems by populating them with the data needed for each election. EVS also works with the system providers to ensure all systems meet the unique requirements of the New York City Election process.

EVS provides assistance and support during pre- and post-election activities in each county. These activities include:

- Testing the Poll Site Voting System; and the Central Scanning and Tabulation System for Absentee, Military, Federal, Presidential and Affidavit ballots
- Writing the portable memory devices (PMD) with the specific data parameters required for each election
- Reading the PMDs that contain the results from each of the Poll Site Voting System scanners
- Recanvassing election results
- Canvassing ballots for write-in votes
- Auditing the Poll Site Voting System results
- Auditing the Central Scanning and Tabulation System for paper ballots
- Canvassing Absentee, Military, Federal, Presidential and Affidavit ballots

The Board conducted four elections in the year 2019: the Citywide February Special Election; the May Special Election in Kings County; the June Primary Election and the November General Election. The Poll Site Voting System (PVS), the ballot marking devices (BMD), and the Central Scanning and Tabulation System for Absentee, Military, and Affidavit ballots were used in all four elections. In addition, there were manual recounts for close primary races in the counties of New York (70 AD) and Queens (25 AD; Queens DA contest).

Note: The Board complied with the new mandate to move the annual Primary Election from September to June, beginning with this year. There was a smooth and successful transition while preparing for the implementation of Early Voting.

UNOFFICIAL ELECTION NIGHT RESULTS REPORTING

On Election Night, poll site coordinators used tablets to transmit the unofficial election results from all active poll sites. The unofficial results on the portable memory devices (PMDs) were read into tablets. The tablets transmitted those unofficial election results to the secure file transfer protocol (SFTP) servers at the General Office.

Election Reporting Manager (ERM) servers at the General Office read the unofficial results from the SFTP servers. In periodic intervals during election night, the unofficial results were electronically transferred to the Board's website, the State Board of Elections, the Board's S-Elect system, and to the media.

In addition, the PMDs were transferred to the police precincts. Bipartisan teams of Board personnel read the PMDs into Election Night Results (ENR) tablets. The second reading of the PMDs ensures that we read any PMDs that were not read at the poll site and we send those unofficial election results to the General Office.

DIFFERENCE AND MARGIN OF ERROR BETWEEN THE UNOFFICIAL ELECTION NIGHT RESULTS (ENR) AND THE RECANVASSED RESULTS

General Election

Average difference between the ENR and Recanvassed results: 3.39%

Primary Election

Average difference between the ENR and Recanvassed results: 0.38%

May Special Election

Average difference between the ENR and Recanvassed results: *0.00%

February Special Election

Average difference between the ENR and Recanvassed results: 1.28%

For a breakdown of the use of the ENR Tablets for obtaining unofficial election night results, please see **Figures 1 and 2**.

*(0% represents a perfect match between the ENR and Recanvassed results.)

NEW YORK CITY LAUNCH OF EARLY VOTING

Early Voting was launched successfully with the General Election. EVS developed Early Voting ENR based on existing best-practices. Modifications were made to address unique criteria pertaining to Early Voting:

- Polls Close two nights before Election Day
- Results are not reported until Election Night
- Having Board staff capture the PMD reading to obtain 100% upload of Early Voting PMDs

UNOFFICIAL ELECTION NIGHT RESULTS WEBSITE

The Board published unofficial Election Night Results (ENR) on its website for all elections in 2019. EVS developed the ENR website to work in tandem with the ENR reporting process. The Board electronically updated this website at periodic intervals, making the latest unofficial election night results available for public viewing.

The ENR website was viewed on each election night after the closing of the polls (from 9 pm to 9 am the next morning) as follows:

Election	Number of views
February Special	331,225
May Special	37,799
Primary	1,031,755
General Election	330,220

See **Figure 3** for an illustration of the number of views the ENR website received on election night.

ARCHIVAL OF PORTABLE MEMORY DEVICE (PMD) DATA

With Board approval, EVS made it possible to reuse portable memory devices (PMD) prior to the two year maturity date required by Election law §3-222. *Preservation of Ballots and Records of Voting Machines*. To achieve this goal, EVS developed and implemented a strategy to retrieve data from PMDs used in an election or testing and stored the data on a dedicated server. The server maintains the data retrieved from the PMDs for the mandated two year timeframe, and the PMDs are prepared for use in the next election. To accomplish this task, EVS developed the software used to extract the data from the PMDs. EVS also developed detailed procedures and tracking materials to use in conjunction with this software. Those procedures are being revised to meet evolving needs since its implementation in 2012, and to provide more efficiency within those tasks.

Electronic Voting Systems Department Cont'd

Teams of bipartisan personnel completed this work in each of the five counties using the software, procedures and tracking materials provided by EVS. EVS provided onsite guidance and support throughout the entire archival process.

EVS PROCEDURES

EVS is responsible for several departmental procedures that impact the canvassing of elections. This year, EVS implemented Early Voting security procedures, increased existing ENR security procedures and created an Early Voting Canvass Supplement in time for the General Election. The complete update to the Canvass Procedures, administered at all Board office locations has been revised to include Early Voting processes, updates to the Manual Canvass and Security Requirements; it will be published in January of 2020.

BALLOTS

For all of the 2019 Elections combined, more than 1,350,000 ballots were cast in the City of New York. About 50,000 were Absentee, Military, and Affidavit ballots that were either processed by the Central Scanning and Tabulation System or manually tabulated. In addition, more than 1,300,000 paper ballots were cast at poll sites, scanned and tabulated by the Poll Site Voting System (PVS). See **Figure 4** for an illustration of the ballots cast in 2019.

THE ELIMINATION OF BALLOT STUBS AND PERFORATION OF TWO-PAGE BALLOTS

New legislation allowed for alternative ballot accountability that does not include ballot stubs or perforated ballots. Beginning with the General Election, a portion of the Absentee ballots in Queens county were two pages; and for the first time the ballots were produced without perforation. For the General Election, Election Day ballots for all New York City counties did not require stubs.

EVS continues to explore and develop innovative ways to improve the Board's computerized voting systems and enhance the voting experience for the City of New York. Please see **Figure 5** for a historic perspective of the mechanical and electronic voting systems used since the founding of the Board of Elections in the City of New York.

Election Night Results Portable Memory Device (PMD) Count			
	Total PMDs Used	PMD Data Received	Percentage Received
February Special	4,076	3,992	97.94%
May Special	68	67	98.53%
Primary	2,394	2,373	99.12%
General	4,469	4,274	95.64%

Figure 1

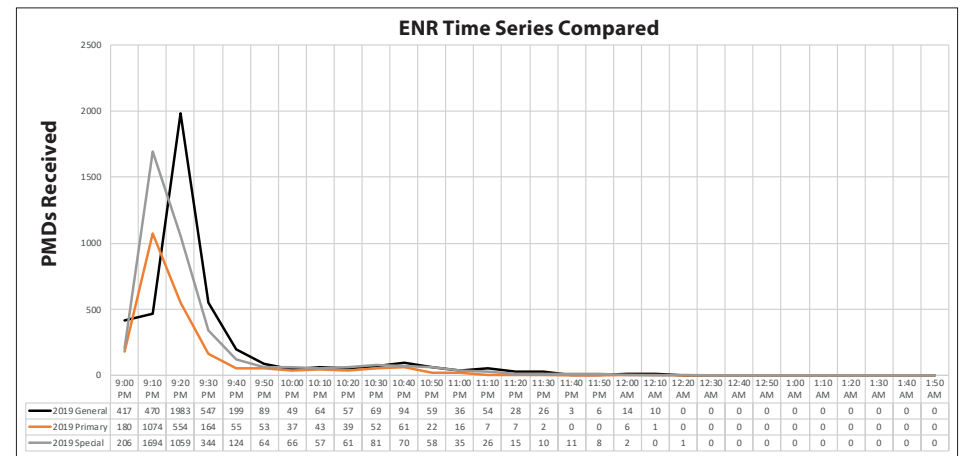


Figure 2

Electronic Voting Systems Department Cont'd

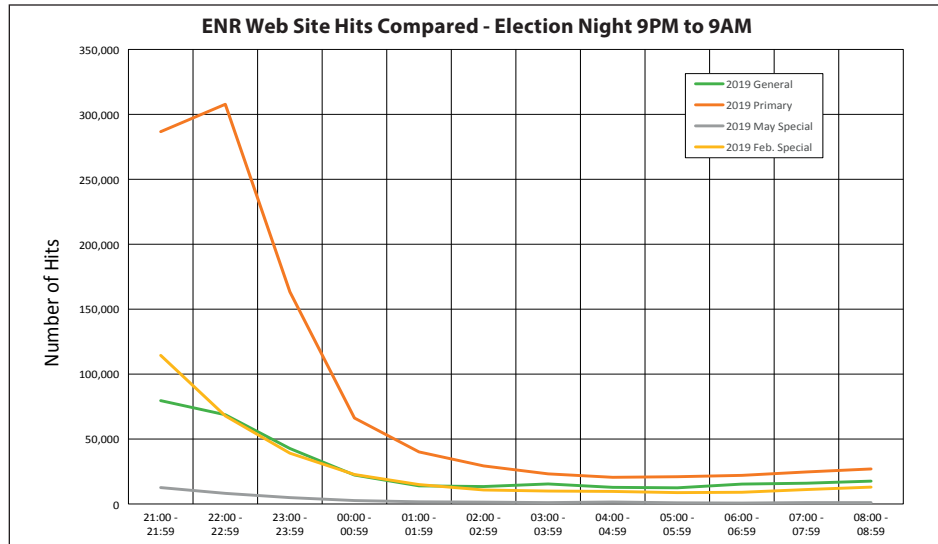


Figure 3

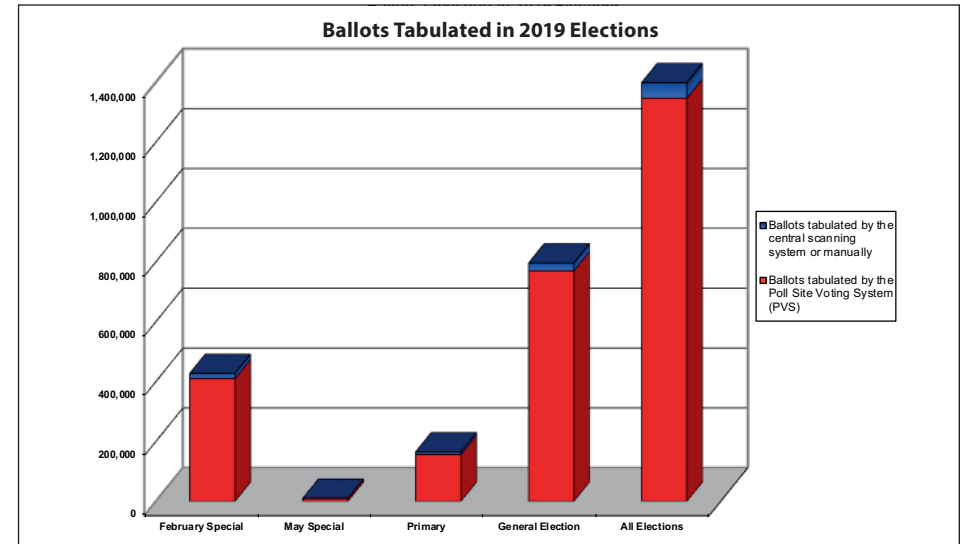


Figure 4

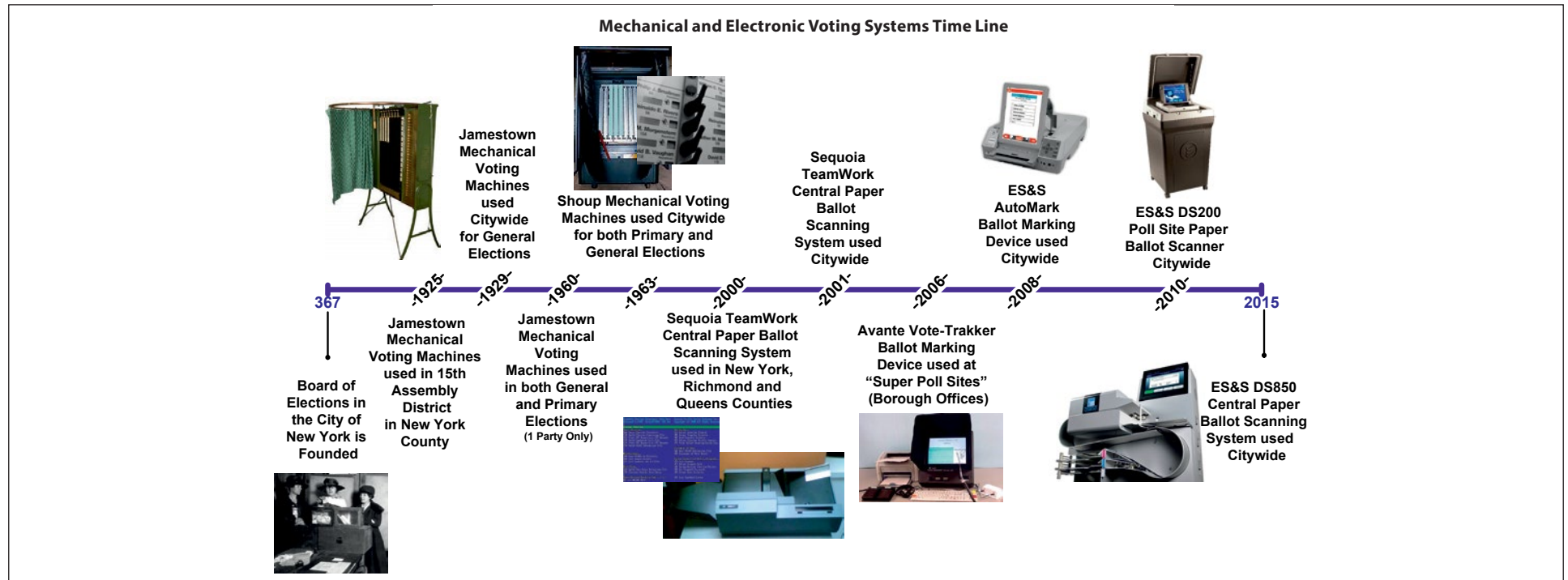


Figure 5

Personnel and Records Management



STEVEN GUGLIELMI
Director of Personnel

The Personnel Department is responsible for the well being of all employees at the Board of Elections. As a new employee is processed, in addition to completing the appropriate paperwork, both the Policies and Procedures Handbook and Conflict of Interest Board (COIB) Manual are provided and an Identification Card is issued.

Health Insurance, Management Benefits Fund, Deferred Compensation and Pension Benefits are the responsibilities of the Personnel Department as well as the processing of all Workers' Compensation claims. All benefits are updated as needed throughout the tenure of the BOE employee. Verification of Employment and Unemployment Benefits applications are also processed through this Department.

For those employees in need of counseling, referrals are made through this office to the Employee Assistance Program (EAP). To encourage employees in need of the varied services offered by the EAP and make them comfortable about seeking help, a high level of confidentiality must be maintained.

Fact-finding inquiries are held when there is a complaint of harassment. What action, if any, is determined by a bipartisan panel, consisting of the Director of Personnel and a member of the Legal Department and/or other staff member.

Matters of discipline fall under the jurisdiction of the Personnel Department. Alleged Violations of the Policies and Procedures Manual are investigated and hearings held as necessary.

Disciplinary hearings are conducted and actions are taken under the direction of the Commissioners of Elections. If a hearing determines that a violation has occurred, the employee may be reprimanded or disciplined. The disciplinary actions may include probation, suspension or termination.

Records Management/Retention Department



BONNIE BIBULA
Records Management Officer

The role of the Records Management/Retention department is to oversee the maintenance of records in accordance with the legal criteria determined by both the State Archives and Records Administration and the State Board of Elections;

Works with the Legal department to provide access to information, such as FOIL requests;

Monitors the retention process while documents are in storage;

Oversees disposal of expired records;

Ensures permanent retention and preservation of records of enduring value.

The Records Management/Retention department collaborates with the Board's assigned bi-partisan Retention Monitors in the Boroughs and General Office who have all been trained to use our Records Management System. The RMS allows for easy tracking and transfer of records and is periodically updated to meet our departmental needs.



GERALD SULLIVAN
Finance Officer

The Board of Elections Finance Department's main responsibilities are creating and managing the agency's budget. Finance works with Executive Management to present the financial needs to the City Council. Prior to the Fiscal Year (July 1st) the New York City Board of Elections requests funding from the city of New York to manage the day-to-day expenses of the Board as well as the cost of any scheduled election events.

After the budget is adopted by the City Council the typical work of the Finance Department is tracking invoices, vendor information account maintenance as well as processing and paying bills. A great deal of the Finance Office activity is standard and does not change from month to month. There are various special and on-going projects that the department works on; some of these are listed here:

- A)** Producing Daily and Monthly Financial Reports
- B)** Poll Sites – update database/process payments
- C)** Car Service assignments: After-hours coordination of workers for rides home
- D)** Postage: refund/review of potential deficient balance
- E)** Electronic Fund Transfer enrollments – ensuring vendor enrollment
- F)** Election Day support provided by department personnel.

The Finance Office is divided into two sections:

1) PERSONAL SERVICES (PS)

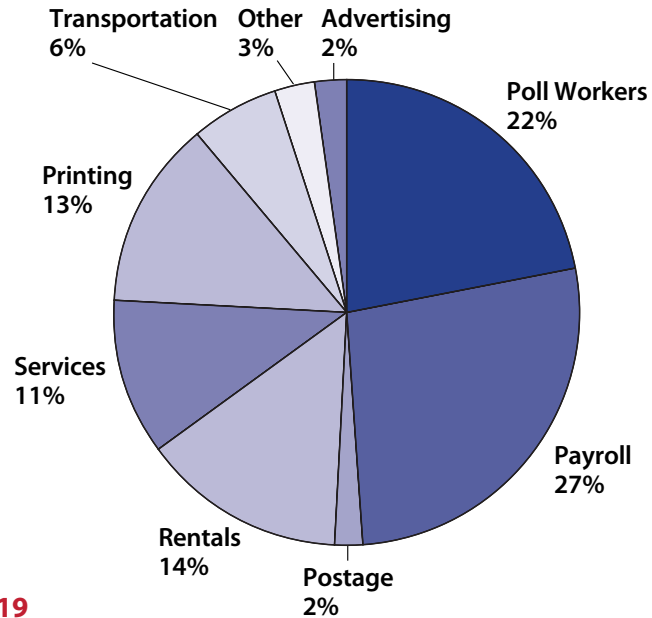
Personal services are the payroll section. Payroll data is accumulated from the five borough offices, Voting Machine facilities and the General Office and is processed. There is a constant liaison between the various responsibility centers. There is also a natural overlap between the work of the PS section and the board's Personnel Department.

2) OTHER THAN PERSONAL SERVICES (OTPS)

The OTPS section is the accounts payable section. Approved bills are accumulated from the various managers and paid. Finance works closely with the Agency Purchasing Department. The Finance Department prepares reports and handles special projects as required. Finance plays a key role in all aspects of the Agency's budgeting process. In addition, the Finance Office drafts letters and testimony for Management for those subjects that fall within our sphere of responsibility. The Finance Officer accompanies and assists management when testimony relative to fiscal matters is given.

BOARD OF ELECTIONS BUDGET BREAKDOWN FY19

Fiscal Year 2019	
Pollworkers	22%
Payroll	27%
Postage	2%
Rentals	14%
Services	11%
Printing	13%
Transportation	6%
Other	3%
Advertising	2%



ELECTIONS-RELATED COSTS FOR CALENDAR YEAR 2019

	Special Election (public advocate) - 2/26/19	Special Election (City Council dist. 45) - 5/14/19	Primary (State & Local) - 2019	General Election - 11/5/19
Advertising	1,174,746	409,649	1,100,040	2,604,870
Ballot Printing	617,622	147,035	611,867	1,284,109
Election Event Printing	484,785	27,852	233,877	633,180
Technical Support	1,174,746	1,439,963	1,500,948	1,833,039
Voting Equipment Trucking	1,398,000	376,003	1,963,446	1,048,158
Election Day Staff Transportation	651,609	114,765	492,216	614,213
Rentals of Poll Site Furniture	46,576	59,505	339,057	333,227
Postage - Notice to Voters	1,409,513	825,665	222,187	2,372,500
Miscellaneous Election Event Equipment	64,150	140,400	835,200	833,400
Poll Site Rental	54,825	980	47,530	90,243
Poll Workers	474,184	3,680,342	8,448,442	8,747,981
Total	7,550,755	7,222,159	15,794,811	20,394,920

2019 OPERATING EXPENSES

Personal Services	
Staff	30,806,329
Poll Workers	32,848,170
Temps	7,208,027
Overtime	11,531,733
Misc.	5,936
TOTAL PS	82,400,195

Other than Personal Services	
Postage (117)	4,037,349
Equipment general (300)	3,655,187
DoITT (40B)	2,004,718
Rental of equip (412)	893,851
Advertising (417)	3,123,465
Building leases (41D)	23,399,050
Poll site building rentals (414)	425,221
Contractual svcs (600)	7,164,559
Maintenance (608)	1,556,347
Printing (615)	20,144,185
Transportation (633)	9,774,303
Professional svcs (686)	10,787,579
Misc.	3,561,223
TOTAL OTPS	90,527,037

Agency Total: 172,927,232

Office of the General Counsel



STEVEN H. RICHMAN
General Counsel



RAPHAEL SAVINO
Deputy General Counsel/Director
of Campaign Finance Enforcement

The Office of the General Counsel (“Office”) provides legal advice and guidance to the Commissioners of Elections and to the staff of the Board of Elections in the City of New York (“Board”) on a wide range of matters relating to ballot access, the conduct of elections, and agency administration. The Office consists of the General Counsel, the Deputy General Counsel, administrative support staff (Eleanor Guerrieri & John Sfera), and from time to time, one or more contract staff attorneys as well as law student interns. During 2019, Michael Bryant Esq. and Travis Grodin, Esq., served as the contracted staff attorneys and Steven Montesano and Hayden Boudreaux were our law student interns.

ADMINISTRATION

The Office recommends to the Commissioners revisions of formal Board policies and procedures to ensure compliance with applicable statutes and regulations. The Office provides legal advice and guidance to Board staff as requested. The Office acts as a liaison with the New York City Conflicts of Interest Board with respect to the administration of applicable conflicts of interest provisions found in Chapter 68 of the New York City Charter.

LEGISLATIVE ACTIVITIES

The Office regularly monitors all legislative and judicial actions that impact election administration and advises the Commissioners on all legal developments, including statutory compliance with City, State, and Federal mandates related to the Voting Rights Act, the Military and Overseas Voters Empowerment (MOVE) Act, the Help America Vote Act (HAVA), the New York State Election Law, the New York City Charter, and related judicial directives. In addition, the Office drafts for consideration by the Commissioners the Board’s annual recommendations for revisions in the State Election Law for presentation to, and consideration by, the State Legislature and the Governor.

The 2019 State Legislative session saw the enactment of some of the most significant changes in elections administration in the Empire State in over a decade. The Office provided guidance to the Commissioners and Board staff relating to the implementation of these amendment to the Election Law. Among the newly enacted provisions was consolidating the federal (June) and state and local office (September) primary elections into a single election in June of each year. That legislation also created a revised calendar for the conduct of many of the activities that this Board is mandated by law to undertake each year. In addition, New York State enacted new laws establishing an early in-person voting period for each election, authorizing the use of new technologies, including electronic poll books, providing for the statewide transferability of a voter’s registration and improving the design and readability of ballots were all signed into law.

COMPLIANCE ACTIVITIES

The Office advises the Commissioners on all elements of the Board's legal compliance with all applicable statutory and regulatory requirements. Any proposed change in election administration affecting voters is reviewed by the Office before being presented to the Commissioners for approval. The Office acts as the Board's liaison with other governmental regulatory and investigatory agencies, including the U.S. Department of Justice, the local United States Attorneys' offices, the New York State Attorney General's Office, the District Attorneys of the five counties within the City of New York, the New York City Department of Investigations, and the Inspectors General for various City agencies.

BALLOT ACCESS

The Office drafts for consideration and adoption by the Commissioners all election calendars and the proposed Rules for Designating and Independent Nominating Petitions for each election cycle. The Office also oversees all aspects of the process for candidate filing and Board review of designating and nominating petitions, cover sheets and/or certificates. The Office maintains a good working relationship with the New York State Office of Court Administration with respect to the Judiciary's activities in connection with the electoral process. In addition, the Office provides guidance and support for the conduct of the canvass of votes mandated by Article 9 of the Election Law and the Board's Policies and Procedures. Of particular note for 2019 was the first countywide complete manual canvass conducted for the June 2019 Democratic Primary for District Attorney of Queens County, in accordance with the Commissioners' adopted procedure.

LITIGATION

The Office acts as the Board's principal point of contact with the New York City Law Department, which usually represents the Board in all litigation matters involving the Board of Elections, its operations, and personnel. Throughout 2019, the staff of the Office of the General Counsel assisted the assigned Assistant Corporation Counsels in litigating matters relating to ballot access, poll site designations, poll site accessibility, voter registration systems, employee discipline as well as various tort claims against the Board. In addition, the Office represents the Board before various administrative tribunals, including the New York City Commission on Human Rights, the New York State Division of Human Rights and the U.S. Equal Employment Opportunity Commission. In addition, the Board was authorized to and retained outside counsel to conduct litigation relating to the lawful role of the Board to determine operations and activities within a poll site.

PERSONNEL MATTERS

Section 3-300 of the New York State Election Law empowers the Commissioners to appoint and remove at their pleasure all employees of the Board. In accordance with the collective bargaining agreement entered into by the Commissioners and Local 1183 of the Communications Workers of America, AFL-CIO, the Office conducts all administrative hearings required under that agreement for Board employees. It is also responsible for resolving employee disciplinary matters prior to a formal hearing, through negotiation, pursuant to the direction of the Commissioners of Elections and the agreement of Local 1183.

FREEDOM OF INFORMATION

The Office receives, processes, and compiles the agency records sought by the public under the New York State Freedom of Information Law. In collaboration with the appropriate Board staff, the Office coordinates the photocopying of records, gathering of electronic documents for transmittal, and scheduling of physical inspections of original documents by those individuals and entities seeking such public records. In addition, prior to its release, the Office reviews and redacts any information contained in the public records which by law are exempt from disclosure. It also processes any appeals for submission to the Commissioners of Elections.

Management Information Systems Department (MIS)



STEVEN FERGUSON
Director, Management
Information Systems

OVERVIEW

The 2019 Election Year was highlighted by the implementation of Early Voting, a single June Primary for Federal, State and Local candidates, and new requirements in Voter Registration. As usual, these implementations required a maximum effort on the part of the MIS Department for its development, operations, cybersecurity, and support programs. To meet these challenges with our continued limited resources required innovative ideas and maximum effort to fulfill our mission. A mission which also includes operational and application support for all staff, borough offices, and VMFs. We continue to rely on the dedication and efforts of key staff members and our consulting/development group (IMI, SageSmith, and N-Tier).

The following is a summary of our information systems and operational support programs for 2019. These programs included planning, requirements determination, design, development, testing, training, and implementation within the integrated framework of our **Election Information Systems (EIS)**. It also required the application of resources to address voter registration commonality issues with the NY State system (NYSVoter) and resources to interface with security assessment support to address local and national concerns involving the protection, security, and integrity of our election information systems and databases.

MIS DEPARTMENT RESPONSIBILITIES INCLUDE:

1. Development and maintenance of the BOE's **Election Information Systems (EIS)**
2. Operation and management of our two primary data centers (Executive Office (EO) & Disaster Recovery Site (DR) in Queens)
3. Oversight of Mobile and Cloud Operations
4. User support
5. Email and Support Systems
6. Data, Network, and Cyber Security monitoring
7. Data networks, phone systems
8. Internal BOE Printing Operations
9. Development and support of other staff applications
10. Support of all Borough workstation, server, and Network Operations
11. Interfacing with other organizations and agencies

SECURITY ASSESSMENT PROGRAM

Security assessments of our networks, operations, and systems were conducted throughout the election cycle and early voting periods to address continuing concerns regarding the compromising of voter registration and election systems; the BOE is continuing its Security Assessment and Monitoring Program which we started in 2016 for all network, database, and information systems.

The BOE has engaged FireEye-Mandiant through a city contract to assess and monitor our programs. Representatives of FireEye and NYC Cyber Security Office were on site for all election events.

MIS INFORMATION SYSTEMS DEVELOPMENT PROGRAMS 2019

The Board of Elections' MIS Development Team (IMI, SageSmith, N-Tier, and MIS Operations) continued to maintain and enhance the EIS system supporting major staff operations through modifications, enhancements, and new development efforts.

EIS (S-ELECT/S-ELECT 7) CORE AND MOBILE APPLICATIONS

In 2019, there were a significant number of development and enhancement projects which spanned the EIS (S-Elect/S-Elect 7 Core and Mobile Application Group). Efforts in support of Early Voting were given priority and consumed most of our resources from May through November.

For the EIS application areas a total of one hundred and eight (108) projects including enhancements, modifications, and major new developments, were completed in 2019. Over 60% were early voting projects.

The Poll Worker module was redesigned from an Election Day-based system to a multiday staffing, reporting, and payment system. Online capture of availability for the nine-day early period was developed and integrated into the on-premise system.

The online poll site locator was enhanced to show early voting sites by voter address as well as hours of operation. The user interface was made over to conform to the new branding style that launched with the new website.

The Facility and Inventory Management modules were upgraded for early voting in order to capture equipment and equipment requirements for sites serving as both early voting and election day poll sites. In addition, the incident capture and resolution systems, both on-premise and in the cloud, were modified to handle support for multiday voting.

In addition to early voting projects there were several enhancements made to the Candidate Filing module, Ordering and Vendor Payment systems, ADA support systems, and Election Results Consolidation and Certification module.

EIS (AVID- VOTER REGISTRATION) CORE AND MOBILE APPLICATIONS

1. AVID 6.5

In 2019, we developed a new version of the AVID voter registration function to support the new List Maintenance groups within each borough. The voter registration staff in each borough will now be split into a List Maintenance Group performing any changes to existing voters and a New Registration Group responsible for registering new voters. The 6.5 version enforces a new voter match function that performs consistent searching for existing voters for each incoming registration transaction. Upon a voter match or no match, the system routes to the different groups and with different workflows for New Registration and List Maintenance. New roles and system administration were developed to support this new version.

2. 2019 NYS Law Changes

a. NYS County Transfer

Substantial work was performed to meet the new NYS law for transferring voter registration for voters moving from one New York county to another. This work included developing the following new subsystems:

- Inbound DMV Transfers: utility to create AVID transactions to move voters from upstate counties to NYC based on electronic DMV address change notifications.
- Inbound Return Mail and NCOA transfers: utility to create AVID transactions to move voters from upstate counties to NYC based on emails from upstate counties supporting NCOA and Return mail address change notifications.
- Outbound Return Mail transfers: utility to notify upstate counties of voters moving out of NYC into their county based on returned mail.
- Outbound NCOA processor: utility to notify upstate counties of voters moving out of NYC into their county based on NCOA.

b. Future Party Changes

New York legislature passed a new law changing the dates for when party changes would take effect. For most of the year, excluding from February 14 to 1 week after June Primary, party changes should take effect immediately. This required changes to AVID processing to support the new law. Also, pending voter changes were made immediately.

c. Support for Preregistration

New AVID queues and modifications to the DMV interface were made to meet the new law giving 16/17-year-old citizens the right to pre-register to voter.

3. Online Voter Lookup

A new NYC voter lookup coinciding with the roll-out of the New York City BOE website was introduced in 2019, replacing the need for voters to use the New York State BOE Voter Lookup website.

MIS OPERATIONS, DATA CENTER & GENERAL SUPPORT

A major MIS responsibility is all data processing operations. This includes the implementation, operation, and maintenance of four major data centers (Executive Office - 7th Floor & 11th Floor, Tablet Department, and Queens DR), nine operating locations with over 100 virtual & physical servers, 500 workstations, 100 printers and scanning devices, and associated network equipment, including:

1. Systems Software, Hardware, Network Operations, Security, Backup Operations and Processing Support
2. Maintaining servers and workstations at a secure software operational version
3. Implementing and maintaining VM environment at a highly available status
4. Management and implementation of voter registration data on the Electronic Poll Book Management System –ePulse - for Electronic Poll Books –ePoll Pads
5. Managing software, hardware, security updates for 10,000 ePoll Pads
6. Managing loading voter registration data onto ePoll Pads
7. Deploying and maintaining new Vote.NYC Website
8. Deploying and maintaining Live Stream for broadcasting of public meetings
9. Management and maintenance of all Application Authorizations and Access Security
10. Management and Support of all Help Desk Operations
11. Maintaining and managing the internal and external Email/Exchange System

The MIS operations staff continued to improve the on-premise data centers and networks, making all the application extensions possible. These improvements allowed for more secure and tightly integrated communication with the cloud as well as a high level of on-premise up time for all core EIS applications.

In 2019, for the implementation of Early Voting and Electronic Poll Books, MIS Operations played a key role in testing, installing, and providing operational guidance to all staff and development groups, as well as developing and implementing procedures for loading the ePoll Pads.

MIS OPERATIONS, DATA CENTER & GENERAL SUPPORT

A major MIS responsibility is all data processing operations. This includes the operations and maintenance of two major data centers (Executive Office (EODC) and Queens DR(QDR) Sites), nine operating locations with over 500 workstations, 100 printers and scanning devices, servers, and associated network equipment including:

1. Systems Software, Hardware, Network Operations, Security, Backup Operations and Processing Support
2. VM Infrastructure Allocation and Operations
3. Maintenance of all Application Authorizations and Access Security
4. Management and Support of the all Help Desk Operations
5. Maintaining and Managing the internal and external Email/Exchange System

The MIS operations staff continued to improve the on-premise data centers and networks, making all the application extensions possible. These improvements allowed for more secure and tightly integrated communication with the cloud as well as a high level of on-premise up time for all core EIS applications.

In 2019, for the implementation of Early Voting and Electronic Poll Books, MIS Operations played a key role in testing, installing and providing operational guidance to all staff and development groups, as well as developing and implementing procedures for loading the Electronic Poll Books.

EMAIL AND EXCHANGE PROGRAM

The MIS staff is responsible for Email/Exchange and Office 365 mobile phone operations and continued to provide support services to all Commissioners, BOE Executives, and staff.

TABLET PROGRAM

The Tablet Program has been a multi-departmental program in which the MIS department continues to respond to:

1. Requests for Election Information System (EIS) applications interface and interconnectivity
2. Interfaces with Mobile EIS applications Election Responder, Poll Site Locator, and Table Finder
3. Requested Technical Support and Testing

DATA NETWORK & TELEPHONE SYSTEM

MIS Network Group continues to be responsible for the BOE WAN, LANs, and VoIP Telephone Systems at all BOE Executive Office, Borough, and VMF locations. We support the network facilities at our primary data center, Queens DR site, and nine different LAN facilities servicing all BOE locations.

All BOE locations are interconnected via a primary Wide Area Network (including backup network capabilities) to the two data centers. The security of our internal networks is maintained through firewalls and other internal security points which are monitored and maintained by MIS Staff. The network group is responsible for maintaining 24x7 secure connectivity from the BOE data centers to outside entities such as the New York State Data Center and cloud-based resources.

PRINT SHOP

The Print Shop produced a significant number of BOE mail pieces and printed documents in 2019. It published information such as Street Finders, Enrollment Books, Political Calendars, Voter Notices, Poll Worker Letters, Poll Site Accessibility Letters, Poll Site Change Notices, Renewal Notices, Notices to Train, Notices to Work, District Maps, Coordinator Handbooks, Availability Notices, CRU Letters, Transmittal Receipts, and backup Poll Books in support of the 2019 election events.

Our Print Shop continues to provide a facility for the Board to communicate with the voting public and poll workers by publishing training and instructional material, and information and providing the required information for political constituencies and interests.



TRACY ROYAL
Director of Payroll

The Payroll Department is responsible for ensuring that all employees at the Board of Elections are paid properly according to their timesheets from City Time.

The following tasks are performed by the Payroll department:

- Managerial Raises
- Non-Managerial Union Raises
- W-4 Changes & Direct Deposit (this is done for all Poll Workers as well)
- Stop Payments
- Transit Benefits
- Employment Verifications
- Process New Hires and Rehires
- Processing of FMLA time, Advance of time, and Worker's Compensation time
- Maintain accurate Temporary & Permanent Employee lists
- Lump Sum Managerial Payouts
- Present Overtime & Vacancy Reports to Commissioners bi-weekly

Our mission in the Payroll Department is to help all employees to the best of our ability.

We practice an open door policy where staff can feel comfortable to come to the Payroll department for any assistance that they may need concerning their pay.

Customer Service



DANIEL LAVELLE
Coordinator of Customer Service

The mission of the Customer Service Department (CS) is to provide information requested by any and all New York City residents.

The CS Department is comprised of three components: (1) Inbound Call Center; (2) Reception Counter; and (3) Online Inquiry. The department accommodates any requests and is operational throughout the year. CS provides language support in English, Spanish, Cantonese, Mandarin, Korean, Bengali, Hindi, and Punjabi. CS handles a diverse range of calls, e-mails, on-line chat requests, and in-person inquiries. These include requests concerning anything from a voter's registration status or poll site location, to information about the Poll Site Voting System. In addition, the Department also supports field staff and poll workers in tracking and resolving incidents that occur at the poll sites during an election.

2019 Totals	
Chat	154
Email	4,821
Phone	27,124
TTY	232

New Functions added in the last quarter of 2013 include web chat and email. These applications can be found on the Board's website vote.nyc.ny.us under the contact us page.

PHONE BANK (866) VOTE-NYC (866) 868-3692 TTY (212) 487-5496

Ballot Management Department



THOMAS SATTIE
Ballot Management Supervisor

The Ballot Management Department is responsible for the proofing, ordering, delivery, and maintenance of all ballots used in elections in the City of New York. Additionally, we work in conjunction with the Board's Language Assistance Program's Coordinator and Deputy Coordinators to ensure all ballots are translated properly and in a timely manner into all languages required by Section 203 of the Federal Voting Rights Act.

In 2019 the Board conducted four elections: Special Elections on February 26 and May 14, a Primary Election on June 25 and a General Election on November 5.

Significant changes to New York State Election Law were passed by the Legislature in 2019, including the advent of Early Voting. The Ballot Management Department worked with staff at all levels and equipment vendors to assure ballot files were assigned properly to all voters using electronic poll books and Early Voting poll sites were stocked with paper.

Additionally, in 2019 the Board submitted numerous recommendations for law changes to the New York State Legislature to address concerns such as small type and difficult to follow instructions.

In closing, the Ballot Management Department hopes to continue its mission of producing clear and easy to understand ballots for all voters in the City of New York to vote on and have their voices heard.

Poll Site Devices Unit



STEPHEN THOMPSON
Manager, Poll Site Devices

A unit within the Board of Elections, Poll Site Devices, is responsible for the maintenance, testing, preparation and deployment of tablets to training classes, field staff and poll sites.

For the 2019 Election cycle, two tablets were deployed to every poll site.

FOR 2019, TABLETS PROVIDED THE FOLLOWING FUNCTIONS:

FIELD STAFF (POLL SITE MONITORS AND TECHNICIANS)

Election Responder – real-time reporting, tracking and resolving of Election Day incidents via the tablet

Poll Site Locator – assist voters by directing them to the correct poll site and ED table

POLL SITE (COORDINATORS AND INFORMATION CLERK)

- Poll Worker Check-In – uses QR code on Poll Worker Notice to Work to check-in Poll Workers and relay this information back to the Board offices
- Table Finder – quickly identified ED table for voter in the poll site using a simple touch based, no typing system
- Election Night Reporting – secure transmission of unofficial election night results from the poll site to a publicly accessible website

POLICE PRECINCT

Election Night Reporting – secure transmission of unofficial election night results from the poll site to a publically accessible website. Reading Election results at the Police precincts serve as a backup to the transmission from the poll site.

STANDBY DISPATCH SYSTEM

This system allows quick and accurate check in of standbys and gives staff the poll site attendance in real time so that deployment decisions can be made with up to date information.

ELECTRONIC ADA CHECKLIST

An application was developed to allow the Coordinators to transmit the ADA Checklist every 2 hours to the Board facility. This allows real time monitoring of potential ADA Issues in the sites submitted electronically. Prior to this, Coordinators were expected to call the Board when an accessibility issue was discovered during the completion of the checklist.

CONNECTIVITY IN THE POLL SITE

With the deployment of electronic poll books, the Board needed to ensure reliable connectivity in every early voting and election day poll site. Mobile Routers were purchased and setup for every poll site allowing the Board to enhance security, increase network redundancy and support additional devices in the poll site. Also, routers were built into a customized case with battery backup that required minimal setup by poll workers.

ADA Coordinator



ARIEL MERKEL
ADA Coordinator

The Board of Elections in the City of New York (BOE) conducts honest and fair elections from local to federal levels for all registered voters, including voters with disabilities. The Accessibility Unit is responsible for ensuring the BOE, as a government agency and employer, is in compliance with the Americans with Disabilities Act (ADA) and that voters with disabilities are able to vote privately and independently on Election Day. The team continues to ensure and augment BOE's efforts to maintain a fully accessible voting process in New York City.

The Accessibility Unit had a very productive year ensuring poll sites throughout the five boroughs are accessible to voters with disabilities on Election Day and throughout Early Voting. To support voters with disabilities, every poll site in New York City has at least one Ballot Marking Device and ADA Privacy Booth, as well as other accessibility aids such as magnifying glasses. Many poll sites also require additional temporary accessibility equipment, ranging from simple mats and cones to complicated ramping systems, in addition to ADA-focused poll workers called Accessibility Clerks. We are pleased to report that the Accessibility Unit also supported several permanent solutions at poll sites, including installing or modifying (raising or lowering) handrails on otherwise compliant ramps. The Accessibility Unit continually evaluates the needs of poll sites to assess what equipment is needed to ensure each site is accessible on Election Day.

The Accessibility Unit promotes inclusive practices and ensures all BOE environments are fully accessible. The ADA Coordinators not only ensure voters with disabilities have access to an inclusive voting process throughout all five boroughs, but also that BOE employees receive appropriate workplace accommodations in order to maintain top-quality performance. The Board of Elections is an Equal Opportunity Employer and we encourage all qualified applicants to consider a career with us!

In Memoriam

ANTHONY J. RIBUSTELLO



**Thank you for your service to the
Voters of the City Of New York.**

Appendix Table of Contents

VOTERS PER WORKER

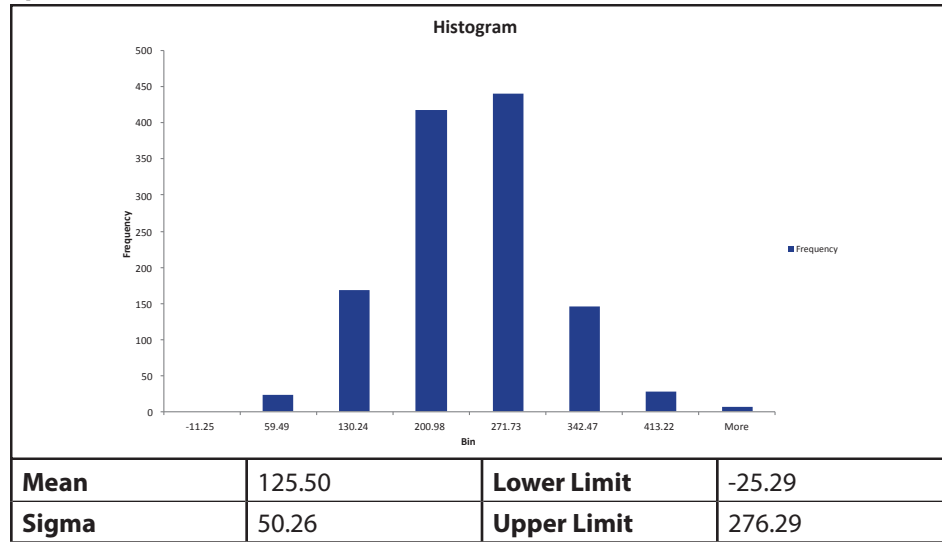
- 74 **Special Election Public Advocate** 02/26/2019
- 89 **Special Election City Council / District 45** 05/14/2019
- 91 **Primary Election 2019** 06/25/2019
- 103 **General Election 2019** 11/05/2019

VOTERS PER WORKER

Special Election
Public Advocate
02/26/2019

VOTERS PER WORKER

Special Election Public Advocate – 02/26/2019



County	Poll Site	Voters	Workers	Voters/Worker
NY	00001-Coler Hospital	352	9	39.11
NY	00007-PS 751	3,497	18	194.28
NY	00009-Bard H.S.E.C.- 97	3,493	17	205.47
NY	00012-Frank McCourt HS	12,304	36	341.78
NY	00013-Westbeth Housing	3,909	12	325.75
NY	00016-JASA Community Center	4,507	16	281.69
NY	00019-HS Fashion Industry	1,041	10	104.10
NY	00025-PS 206	3,625	16	226.56
NY	00028-PS 52	9,577	33	290.21
NY	10007-Washington Sq SE Ap	769	8	96.13
NY	10099-Bayard Rustin High School	3,821	19	201.11
NY	10119-Lesbian And Gay Center	4,346	15	289.73
NY	10131-Prospect Tower	739	8	92.38
NY	10139-Sirovich Senior Center	3,932	22	178.73
NY	10142-Campos Community Center	2,966	11	269.64
NY	10147-UTACPT	1,885	10	188.50
NY	10148-Pelham Fritz Recreation Center	2,447	15	163.13
NY	10176-HS of Art & Design	15,059	42	358.55
NY	10205-Windsor Tower	1,554	12	129.50
NY	10222-PS 234 (Independence)	8,469	23	368.22
NY	10237-John F Kennedy HS	2,208	10	220.80
NY	10241-Peter Cooper Village	3,277	13	252.08
NY	10251-YM & YWHA (Nagle Ave)	1,761	13	135.46
NY	10261-Hunter College	4,780	11	434.55

County	Poll Site	Voters	Workers	Voters/Worker
NY	10271-IS 218	959	9	106.56
NY	10275-Inwood Tower	1,963	12	163.58
NY	10279-Local 802	2,501	16	156.31
NY	10297-Seward Park I	546	7	78.00
NY	10306-Seward Park II	545	7	77.86
NY	10307-Seward Park III	645	6	107.50
NY	10308-East River Housing I	554	9	61.56
NY	10309-East River Housing II	936	10	93.60
NY	10385-Carver Houses	1,517	11	137.91
NY	10392-One Lincoln Plaza	1,639	8	204.88
NY	10393-Rutgers House	2,055	13	158.08
NY	10401-Lenox Hill Neighborhood House	5,500	19	289.47
NY	10404-Clinton Community Center	1,035	8	129.38
NY	10405-Wadleigh High School	8,706	30	290.20
NY	10407-Henry Brooks Senior House	880	10	88.00
NY	10410-Theater For New City	4,670	21	222.38
NY	10428-National Council of Jewish Women New York Section	1,647	11	149.73
NY	10432-Church of St Paul & St Andrew	3,070	15	204.67
NY	10433-Max Meltzer Community Center	1,233	12	102.75
NY	10434-J K Onassis HS	1,898	11	172.55
NY	10438-Marseilles LLC	1,302	10	130.20
NY	10440-Oberia Dempsey Center	2,621	13	201.62
NY	10445-Northern Man. Nur Hm	566	7	80.86
NY	10463-Baruch College Campus H.S	5,377	22	244.41
NY	10465-Fashion Institute of Technology	5,085	19	267.63
NY	10516-St Anthony's Church	7,050	24	293.75
NY	10517-PS 217	4,556	21	216.95
NY	10518-Dewitt Clinton Center	2,051	10	205.10
NY	10520-Gen Grant Houses(NYCHA)	1,472	9	163.56
NY	10522-Gen Grant Houses II	1,669	10	166.90
NY	10523-Gen Grant Houses III	843	7	120.43
NY	10524-Yeshiva University-Cardozo School of Law	1,994	7	284.86
NY	10527-Andrew Heiskell Library	2,384	17	140.24
NY	10537-Liberty High School	893	7	127.57
NY	10547-NYU Wash Square Village 2	1,197	10	119.70
NY	10548-NYU Wash Square Village 3	1,229	8	153.63
NY	10553-Renwick Gardens	3,782	14	270.14
NY	10565-NYU University Hall	921	8	115.13
NY	10569-West Side High School	10,604	45	235.64
NY	10576-Kurt & Leah Apts	1,742	9	193.56
NY	10577-PS 89	3,892	10	389.20
NY	10593-Master Apartments	702	10	70.20
NY	10611-HS For Leadership	4,766	13	366.62
NY	10612-Confucius Plaza	3,373	19	177.53
NY	10620-Metro Council on Jewish Poverty	2,716	16	169.75

Appendix Cont'd

County	Poll Site	Voters	Workers	Voters/Worker
NY	10657-Residential Building	1,056	11	96.00
NY	10710-Red Oak Apartments	3,235	17	190.29
NY	10726-River Place 1	4,442	15	296.13
NY	10744-School Of Co-op Education	2,790	11	253.64
NY	10746-PS 48	2,824	18	156.89
NY	10750-Rutgers Presbyterian	1,713	12	142.75
NY	10759-Armenian Church	3,547	17	208.65
NY	10760-St Nicholas Sr Ctr	2,624	13	201.85
NY	10768-Samuels Community Center	5,339	23	232.13
NY	10799-CUNY Graduate and University Center	1,961	9	217.89
NY	10831-Marymount Manhattan College	1,550	10	155.00
NY	10837-Holy Trinity Cathedral	8,185	32	255.78
NY	10926-Columbia Housing	974	9	108.22
NY	10927-Antler Apartments	1,598	13	122.92
NY	10928-Boricua College	1,949	12	162.42
NY	10932-Baruch College Vertical Campus	5,276	19	277.68
NY	10943-Towers On The Park	1,502	7	214.57
NY	10958-Continental East	945	9	105.00
NY	10981-The Riverside Rehabilitation Center	1,387	10	138.70
NY	10993-The Riverside Church of NY	2,913	15	194.20
NY	11095-Eleanor Roosevelt HS	1,456	13	112.00
NY	11119-Clinton Senior Center	1,024	8	128.00
NY	11161-PS 98	2,141	14	152.93
NY	11169-Martin Luther King Jr. Comm. Ctr.	2,907	14	207.64
NY	11191-Unity Center	3,649	17	214.65
NY	11193-NYU Alumni Hall	858	7	122.57
NY	11194-MS 114	6,110	19	321.58
NY	11197-Boys & Girls Republic	1,711	12	142.58
NY	11220-Park West High School	5,345	17	314.41
NY	11225-PS 276	3,987	14	284.79
NY	11255-UASBYW	3,614	6	602.33
NY	11260-PS 184M	4,021	24	167.54
NY	11261-Gregorio Luperon High School	1,879	9	208.78
NY	11263-21st Century Leadership Academy	6,480	16	405.00
NY	11265-River Crossing	2,460	10	246.00
NY	11270-Grace United Methodist Church	2,961	12	246.75
NY	11287-NYU The Palladium	5,418	19	285.16
NY	11399-Southbridge Tower II	5,124	17	301.41
NY	11457-PS 59	9,135	22	415.23
NY	11474-Community Health Academy of The Heights	5,840	20	292.00
NY	11479-Castle Gardens	2,196	15	146.40
NY	11481-Elias Howe Primary School 51 Manhattan	7,447	26	286.42
NY	11482-Manhattanville Houses	1,565	7	223.57
NY	11483-Manhattanville Houses III	1,529	9	169.89
NY	11485-The River School/PS 281	2,076	8	259.50

County	Poll Site	Voters	Workers	Voters/Worker
NY	11486-Manhattanville Houses II	1,993	11	181.18
NY	11487-Phelps House	3,724	19	196.00
NY	11489-Bonifacio Cora Texidor Housing for the Elderly	1,456	14	104.00
NY	11499-PS/MS 278	1,920	11	174.55
NY	11508-The Mirabal Sisters School	4,111	19	216.37
NY	11510-Columbia University Russ Berrie Medical Science Pavilion	798	6	133.00
NY	11511-The Alianza Dominicana Triangle Building	2,775	16	173.44
NY	11514-Henry J. Carter	2,079	12	173.25
NY	11517-Wyatt T. Walker Senior Housing	1,717	10	171.70
NY	11518-Salvation Army Harlem Temple Corps Community Center	2,715	12	226.25
NY	11522-HCCI (Harlem Congregation for Community Improvement)	1,697	13	130.54
NY	11523-Stuyvesant Town IX	2,520	10	252.00
NY	11524-Lira Apartments	2,003	12	166.92
NY	11529-PS 452	5,219	24	217.46
NY	11530-Jackie Robinson Recreation Center (Parks)	2,121	16	132.56
NY	11532-PS 185/PS 208	5,024	21	239.24
NY	11533-Isaacs/Johnson Cornerstone	2,788	8	348.50
NY	11575-Fort Tryon Center for Rehabilitation & Nursing	2,339	14	167.07
NY	11577-The Manhattan Psychiatric Center (Meyer Building)	290	11	26.36
NY	11587-The Clinton School for Writers and Artists	5,445	16	340.31
NY	11590-Mary McLeod Bethune Gardens Community Center	917	13	70.54
NY	11592-JHS 56	3,489	16	218.06
NY	11604-EM Moore Housing for the Elderly	1,796	12	149.67
NY	11609-Fort Washington Collegiate Church	4,988	19	262.53
NY	11615-53rd Street Library	2,666	13	205.08
NY	11620-George Washington High School	5,763	18	320.17
NY	11622-Morningside Heights Housing	911	12	75.92
NY	11634-St. Jean Baptiste High School	6,520	18	362.22
NY	11641-The Balton	2,634	8	329.25
NY	11642-Dream Charter School	3,055	11	277.73
NY	11650-Church of the Holy Apostles	1,375	10	137.50
NY	11657-Lower East Side Girls Club	1,834	11	166.73
NY	11683-Church of the Holy Trinity	2,871	14	205.07
NY	11685-Taino Towers IV	3,468	12	289.00
NY	11690-Hamilton Madison House	5,080	22	230.91
NY	11692-Alfred E. Smith Recreation Center	1,350	8	168.75
NY	11736-Jewish Community Center (Harlem)	955	4	238.75
NY	11739-The Vermeer	905	7	129.29
NY	11743-Cabrini Houses	3,341	10	334.10
NY	11747-HCCI (The David & Joyce Dinkins Gardens)	1,018	9	113.11
NY	11748-B'nai Jeshurun	3,879	14	277.07
NY	11763-The New School	1,418	8	177.25
NY	11796-MS 297	2,989	7	427.00
NY	11798-PS 340 (The Sixth Avenue Elementary School)	2,047	6	341.17
NY	M0002-Stuyvesant Town II	1,972	7	281.71

Appendix Cont'd

County	Poll Site	Voters	Workers	Voters/Worker
NY	M0011-Good Shepherd Church	1,716	9	190.67
NY	M0012-Civil Court	2,141	11	194.64
NY	M0013-Norman Thomas High School	4,494	22	204.27
NY	M0014-Find Aid For Aged (Hargrave)	3,805	14	271.79
NY	M0015-Triangle House	2,407	14	171.93
NY	M0018-PS 169	10,900	34	320.59
NY	M0019-PS 41	10,822	32	338.19
NY	M0021-The New Jewish Home	650	8	81.25
NY	M0023-PS 63	2,476	9	275.11
NY	M0024-PS 2 (Meyer London)	2,815	16	175.94
NY	M0026-PS 36	1,868	17	109.88
NY	M0027-PS 140	4,108	15	273.87
NY	M0028-Esplanade Gardens	3,231	15	215.40
NY	M0032-PS 72	3,720	9	413.33
NY	M0037-Associated Blind	3,563	16	222.69
NY	M0039-YM & YWHA (Lex. Ave)	2,326	10	232.60
NY	M0041-Lincoln Towers	829	5	165.80
NY	M0043-Find Aid For Aged (Hamilton)	3,720	17	218.82
NY	M0044-PS 87	6,447	17	379.24
NY	M0046-PS 130	4,070	21	193.81
NY	M0049-William O'Shea Campus	5,076	19	267.16
NY	M0050-PS 158	10,680	27	395.56
NY	M0051-PS 133	3,734	17	219.65
NY	M0053-Waterside Plaza	1,269	10	126.90
NY	M0057-Lincoln Towers II	2,009	8	251.13
NY	M0063-158th & Riverside Drive Housing Co. Inc.	2,656	12	221.33
NY	M0064-Jackie Robinson Complex	5,304	22	241.09
NY	M0065-City As School	2,675	11	243.18
NY	M0067-PS 7	4,162	17	244.82
NY	M0068-Lincoln Towers III	1,136	9	126.22
NY	M0070-1619 3rd Avenue	1,567	6	261.17
NY	M0072-PS 163	11,773	40	294.33
NY	M0073-PS 20	3,912	19	205.89
NY	M0078-PS 198	11,005	36	305.69
NY	M0080-Village View Housing	2,535	10	253.50
NY	M0081-PS 175	8,310	32	259.69
NY	M0082-PS 153	11,172	40	279.30
NY	M0083-Knickerbocker Plaza	5,677	21	270.33
NY	M0084-PS 57	4,395	20	219.75
NY	M0086-Stanley Isaacs Ctr	1,845	13	141.92
NY	M0088-Mott Street Sr Ctr	1,669	8	208.63
NY	M0091-Hamilton Hgts Terrace	890	12	74.17
NY	M0093-PS 132	3,414	8	426.75
NY	M0100-Church Heavenly Rest	3,057	13	235.15
NY	M0105-Harlem Renaissance HS	1,750	11	159.09

County	Poll Site	Voters	Workers	Voters/Worker
NY	M0106-Washington Heights Academy (M366)	8,827	29	304.38
NY	M0107-Lincoln Towers VI	640	4	160.00
NY	M0108-1199 Housing	1,326	10	132.60
NY	M0111-PS 116	9,122	34	268.29
NY	M0114-1199 Housing III	1,214	9	134.89
NY	M0121-Drew Hamilton Houses	6,052	21	288.19
NY	M0122-Riverton Apts	1,647	11	149.73
NY	M0126-Vanderbilt YMCA	2,234	8	279.25
NY	M0128-PS 47(The ASL and English Lower School)	3,556	14	254.00
NY	M0129-Robert Wagner Middle School	8,979	28	320.68
NY	M0132-Riverbend Housing	1,801	11	163.73
NY	M0134-PS 38 or 121	970	11	88.18
NY	M0135-PS 165	11,392	53	214.94
NY	M0140-PS/JHS 117	3,194	12	266.17
NY	M0142-PS 194	5,732	28	204.71
NY	M0143-PS 154	5,450	22	247.73
NY	M0144-Lincoln Square Neighborhood Center	5,937	23	258.13
NY	M0145-PS 189	3,561	11	323.73
NY	M0152-PS 199	8,452	23	367.48
NY	M0155-PS 33	10,228	31	329.94
NY	M0156-Stuyvesant Town IV	3,237	13	249.00
NY	M0159-Polo Ground Sr Ctr	1,942	11	176.55
NY	M0160-PS 46	2,781	10	278.10
NY	M0166-Lincoln Guild Housing	559	8	69.88
NY	M0169-PS 173	12,408	40	310.20
NY	M0171-PS 290 (Manh New School)	12,750	36	354.17
NY	M0172-PS 134	1,067	16	66.69
NY	M0173-PS 102	4,784	19	251.79
NY	M0175-Gen Grant Houses IV	1,488	14	106.29
NY	M0177-Julia Richman Education Campus	6,193	22	281.50
NY	M0178-East Midtown Plaza	4,094	13	314.92
NY	M0187-Tweed Court	2,822	16	176.38
NY	M0191-PS 15	3,549	13	273.00
NY	M0192-IS 70	4,894	15	326.27
NY	M0195-Penn South (Bldg 2B)	1,440	10	144.00
NY	M0198-Penn South (Bldg 8A)	2,119	6	353.17
NY	M0205-Seward Park IV	1,417	9	157.44
NY	M0212-M Plaza, L.P.	4,249	17	249.94
NY	M0215-PS 149	3,971	17	233.59
NY	M0216-Columbia University Houses	1,087	8	135.88
NY	M0218-PS 183	9,944	33	301.33
NY	M0223-PS 146	2,765	11	251.36
NY	M0224-Yorkville Community School	6,416	24	267.33
NY	M0231-PS 111	9,084	31	293.03
NY	M0232-PS 188 Or 196	2,627	16	164.19

Appendix Cont'd

County	Poll Site	Voters	Workers	Voters/Worker
NY	M0234-PS 6	5,106	16	319.13
NY	M0236-East River Housing III	943	11	85.73
NY	M0237-PS 53 Or 811	8,236	27	305.04
NY	M0239-East River Housing IV	609	9	67.67
NY	M0240-PS 28	5,160	23	224.35
NY	M0244-St Margaret's House	3,049	17	179.35
NY	M0245-PS 3	5,585	17	328.53
NY	M0248-PS 192	7,176	39	184.00
NY	M0249-Amalgamated Dwelling	1,452	6	242.00
NY	M0254-Isabella Geriatric Center	1,988	10	198.80
NY	M0255-PS 143	7,320	21	348.57
NY	M0259-Marble Hill Community Center	2,150	14	153.57
NY	M0262-Stuyvesant Town V	3,047	10	304.70
NY	M0265-NYU Brittany Hall	2,893	15	192.87
NY	M0278-River View Towers, Inc.	2,729	11	248.09
NY	M0280-LaGuardia High School	6,534	27	242.00
NY	M0286-PS 131	3,824	17	224.94
NY	M0287-Holy Rood Church	3,103	15	206.87
NY	M0288-PS 34	3,586	10	358.60
NY	M0289-PS 75	7,308	28	261.00
NY	M0290-Masaryk Towers	2,498	13	192.15
NY	M0300-K'Hal Adath Jeshurun	3,056	12	254.67
NY	M0302-PS 152	6,631	25	265.24
NY	M0303-Ft Washington Serv For Eld/Riverstone Senior Life Services	8,768	27	324.74
NY	M0313-Int'l Pre-School	2,396	17	140.94
NY	M0317-Charles Hill Tower	1,908	12	159.00
NY	M0319-Rafael Hernandez Houses	1,909	13	146.85
NY	M0324-3333 Broadway	3,610	13	277.69
NY	M0326-JHS 118	10,425	29	359.48
NY	M0334-Village East Towers	2,700	11	245.45
BX	00030-PS 71 Rose E. Scala School	4,190	16	261.88
BX	00036-Pelham Pkwy Community Center	708	11	64.36
BX	10024-Adult Behavioral Health Center	134	11	12.18
BX	10066-PS 163 Arthur A. Schomburg	4,121	19	216.89
BX	10071-Hostos Community College	1,712	13	131.69
BX	10072-MS 203 (PS 183)	4,148	17	244.00
BX	10075-PS 179 (PS 40)	2,876	13	221.23
BX	10077-Holy Family Church	3,498	16	218.63
BX	10078-IS 217 (IS 116) School of Performing Arts	4,536	22	206.18
BX	10087-IS 206 Ann Mersereau	5,690	22	258.64
BX	10090-PS 61 Francisco Oller	1,707	10	170.70
BX	10097-IS 166 Bronx Early College Academy for Teaching & Learning	2,417	15	161.13
BX	10210-PS 119	4,250	22	193.18
BX	10212-Olivet Gospel Assembly	2,336	15	155.73
BX	10312-Millbrook Community Center	2,743	13	211.00

County	Poll Site	Voters	Workers	Voters/Worker
BX	10346-Bronxworks Heights Senior Center	4,750	24	197.92
BX	10354-Mt. Hebron Baptist Church	3,326	17	195.65
BX	10359-PS 306	7,655	33	231.97
BX	10420-Bronx Center For Rehabilitation	226	12	18.83
BX	10484-Laconia Nursing Home	78	12	6.50
BX	10544-Vladeck Hall	4,737	21	225.57
BX	10546-PS 15 Institute for Environmental Learning	3,596	14	256.86
BX	10591-Glad Tidings Assembly	3,005	15	200.33
BX	10601-PS 83 Annex	2,988	10	298.80
BX	10603-Eastchester Community Center	2,887	16	180.44
BX	10616-IS 174 Archimedes Academy for Mathematics	3,858	14	275.57
BX	10639-Mark Terrace Apartment Building	1,786	11	162.36
BX	10652-Parkside Senior Center	2,483	12	206.92
BX	10686-Triboro Center for Rehabilitation & Nursing	174	13	13.38
BX	10690-The Plaza Rehab and Nursing Center	3,413	18	189.61
BX	10712-Throggs Neck Senior Center	1,780	17	104.71
BX	10817-St. Mary's Park Community Center	3,727	17	219.24
BX	10859-Gun Hill Community Center	1,149	14	82.07
BX	10949-St. Frances de Chantal Church	3,311	12	275.92
BX	11004-Glebe Avenue Senior Center	2,005	13	154.23
BX	11114-Shakespeare Senior HDfC	2,780	18	154.44
BX	11146-Justice Sonia Sotomayor Community Center	2,848	15	189.87
BX	11151-Holy Rosary Church	4,994	24	208.08
BX	11153-The Arbor	2,262	11	205.64
BX	11172-PS 23 The New Children's School	4,488	20	224.40
BX	11178-Kensington Bldg /Fordham Hill Complex	1,913	14	136.64
BX	11180-PS/MS 194	2,424	16	151.50
BX	11243-Hebrew Institute of Riverdale	3,567	20	178.35
BX	11373-Van Nest Academy-PS/MS 498	2,252	12	187.67
BX	11451-Mitchell Community Center	6,367	27	235.81
BX	11456-PS 189/IS 462-Rosa Parks Educational Campus	1,397	13	107.46
BX	11466-Parkchester South Condominium 18 Metropolitan	3,568	17	209.88
BX	11467-Parkchester North Condominium 1563 Metropolitan	2,698	18	149.89
BX	11496-PS 54	10,162	36	282.28
BX	11574-Providence Rest	3,509	13	269.92
BX	11581-Manhattan College Raymond E. Kelly '63 Bldg	3,336	15	222.40
BX	11582-PS 126	4,355	20	217.75
BX	11599-Schervier Rehabilitation & Nursing Center	2,356	12	196.33
BX	11631-Bronx HS of Science	488	9	54.22
BX	11676-Our Lady Of Assumption School	1,826	12	152.17
BX	11682-Mott Haven Campus	1,795	14	128.21
BX	11689-PS 207	4,846	20	242.30
BX	11737-PS 357 Young Voices Academy	3,306	10	330.60
BX	11738-East Bronx Academy	3,107	14	221.93
BX	11746-PS/IS 218 Rafael Hernandez	4,652	17	273.65

Appendix Cont'd

County	Poll Site	Voters	Workers	Voters/Worker
BX	11754-Co-Op City Dreiser Loop Room #1, #2 & #4	5,595	41	136.46
BX	11757-PS 160 Walt Disney School	3,758	19	197.79
BX	11758-Truman High School	4,770	21	227.14
BX	11759-Council Towers	2,265	12	188.75
BX	11791-PS 360	5,506	22	250.27
BX	X0003-PS 6 West Farms	4,276	14	305.43
BX	X0004-JHS 145 Arturo Toscanini	4,434	17	260.82
BX	X0005-PS 66 School of Higher Expectations	6,025	25	241.00
BX	X0006-PS 152 Evergreen	2,598	13	199.85
BX	X0007-Bronx Regional HS	4,214	23	183.22
BX	X0008-PS 73 Bronx	4,477	21	213.19
BX	X0009-JHS 123 James M. Kieran	902	11	82.00
BX	X0013-PS 90 The Family School	6,870	23	298.70
BX	X0014-Edenwald Community Center	4,289	21	204.24
BX	X0015-Highbridge Gardens Community Center	1,559	12	129.92
BX	X0017-PS 108 Philip J. Abinanti	4,359	20	217.95
BX	X0019-Walker Memorial Church Hall	4,524	18	251.33
BX	X0020-MS 143 The Marie Curie School for Health Professions	3,821	15	254.73
BX	X0021-Baychester Community Center	5,171	18	287.28
BX	X0022-PS 132 Garret A. Morgan	3,217	21	153.19
BX	X0023-PS 79 Elem School for Math, Science, and Technology	5,303	16	331.44
BX	X0024-PS 195	7,192	24	299.67
BX	X0025-PS 11 Highbridge	5,190	23	225.65
BX	X0026-PS 63 Author's Academy	3,476	12	289.67
BX	X0027-PS 48 Joseph R. Drake	1,988	13	152.92
BX	X0028-Mott Hall V (James Monroe Annex)	5,639	23	245.17
BX	X0032-PS 97 Bronx	3,164	18	175.78
BX	X0034-PS 78 Anne Hutchinson	8,326	30	277.53
BX	X0035-PS 64 Pura Belpre	5,910	24	246.25
BX	X0037-JHS 80 The Mosholu Parkway	3,731	17	219.47
BX	X0039-PS 93 Albert G. Oliver	4,153	18	230.72
BX	X0041-Sedgwick Community Center	3,454	17	203.18
BX	X0042-JHS 127 The Castle Hill School	3,938	17	231.65
BX	X0051-PS 311/481 The Steam Bridge School	5,421	23	235.70
BX	X0052-PS 70 Max Schoenfeld	5,311	20	265.55
BX	X0053-PS 107	4,853	16	303.31
BX	X0055-PS/MS 4 Crotona Park West	692	9	76.89
BX	X0057-1720 Mayflower Terrace	1,523	15	101.53
BX	X0062-PS 47 John Randolph	5,271	20	263.55
BX	X0064-Harding Park Community Center	2,801	15	186.73
BX	X0065-PS 44 David C. Farragut	5,301	21	252.43
BX	X0066-PS 102 Joseph O. Loretan	8,874	28	316.93
BX	X0067-PS 28 Mount Hope	3,225	16	201.56
BX	X0068-IS 117 Joseph H. Wade	4,656	20	232.80
BX	X0069-1880 Valentine Ave Community Room	922	12	76.83

County	Poll Site	Voters	Workers	Voters/Worker
BX	X0071-MS 390 (PS 26)	4,753	19	250.16
BX	X0074-Hutchinson River Community Center	1,605	11	145.91
BX	X0075-PS 175 City Island	2,800	14	200.00
BX	X0076-PS 67 Mohegan School	5,428	22	246.73
BX	X0077-Jaime Towers	3,828	20	191.40
BX	X0079-Parkchester South Condominium 2059 McGraw Avenue	1,734	14	123.86
BX	X0080-PS 138 Samuel Randall	5,447	19	286.68
BX	X0081-PS 57 Crescent	5,994	22	272.45
BX	X0082-PS 106	4,839	21	230.43
BX	X0087-Jonas Bronck Housing	3,706	16	231.63
BX	X0091-William H. Taft High School	5,058	26	194.54
BX	X0092-PS 85 Great Expectations	8,559	29	295.14
BX	X0093-PS 33 Timothy Dwight	9,121	29	314.52
BX	X0095-JHS 135 F.D. Whalen	2,007	14	143.36
BX	X0097-Knolls Cooperative Section #2	1,671	14	119.36
BX	X0098-JHS 45 Thomas C. Giordano MS 45	2,222	13	170.92
BX	X0101-IS 144 Michelangelo	3,229	15	215.27
BX	X0103-PS 12 Lewis and Clark School	3,159	13	243.00
BX	X0108-PS 229 Roland Patterson	4,304	22	195.64
BX	X0109-MS 101 Edward R. Byrne	2,512	13	193.23
BX	X0110-PS 121 Throop	3,275	19	172.37
BX	X0111-PS 86 Kingsbridge Heights	5,634	23	244.96
BX	X0112-Melrose IHAD-Literacy	2,118	19	111.47
BX	X0113-Preston High School	2,748	9	305.33
BX	X0118-PS 8 Issac Varian	7,162	29	246.97
BX	X0121-PS 14 Senator John Calandra	4,060	15	270.67
BX	X0127-Ampere Ave Knights of Columbus Hall	2,528	13	194.46
BX	X0130-Ft. Independence Community Center	2,488	12	207.33
BX	X0131-PS 1 Courtlandt School	5,657	23	245.96
BX	X0132-PS 41 Gun Hill Road	5,644	29	194.62
BX	X0133-PS 56	7,000	25	280.00
BX	X0137-Mosholu Montefiore Community Center	4,083	14	291.64
BX	X0138-PS 94 Kings College School	3,808	15	253.87
BX	X0140-Hellenic Orthodox Community Church	1,569	9	174.33
BX	X0141-PS 53 Annex Basheer Quisim	4,043	15	269.53
BX	X0143-PS 113 Globe School for Environmental Research	7,400	25	296.00
BX	X0144-Mott Haven Community Room	1,858	13	142.92
BX	X0147-Parkside Development Community Room	764	18	42.44
BX	X0149-Tracy Towers Community Room	2,110	14	150.71
BX	X0150-Betances Community Center	4,736	21	225.52
BX	X0152-PS 68 Bronx	5,014	15	334.27
BX	X0153-PS 103 Hector Fontanez	9,818	34	288.76
BX	X0155-Mt. St. Michael Academy	2,888	15	192.53
BX	X0156-PS 19 Judith K. Weiss	4,073	18	226.28
BX	X0157-PS 55 Benjamin Franklin	7,199	28	257.11

Appendix Cont'd

County	Poll Site	Voters	Workers	Voters/Worker
BX	X0160-Samuel Gompers HS	1,442	13	110.92
BX	X0161-PS 16 Wakefield	4,608	21	219.43
BX	X0165-Riverpoint Towers Community Room	1,702	14	121.57
BX	X0166-PS 81 Robert J. Christen	7,363	20	368.15
BX	X0167-PS 69 Journey Prep School	4,059	13	312.23
BX	X0168-PS 5 Port Morris	5,158	18	286.56
BX	X0172-Hebrew Home	515	10	51.50
BX	X0177-PS 96 Richard Rodgers	4,261	23	185.26
BX	X0178-PS 62 Inocensio Casanova	5,232	19	275.37
BX	X0179-MS/HS 141 Riverdale/Kingsbridge Academy	5,247	18	291.50
BX	X0183-PS 32	4,744	20	237.20
BX	X0186-PS 105 Sen Abraham Bernstein	4,795	20	239.75
BX	X0188-IS 74 The Hunts Point School	3,248	15	216.53
BX	X0189-PS 186 Walter J. Damrosch School	4,274	20	213.70
BX	X0190-PS 130 Abram Stevens Hewitt	3,210	21	152.86
BX	X0191-PS/MS 29 Melrose School	1,997	17	117.47
BX	X0192-Concourse Village East	2,689	19	141.53
BX	X0197-Tilden Towers II	2,637	19	138.79
BX	X0201-Bronx County Supreme Court House	6,574	20	328.70
BX	X0203-JHS 131 Albert Einstein	7,215	25	288.60
BX	X0204-PS 333 The Museum School (PS 60)	1,291	14	92.21
BX	X0205-MS 301 (PS 120) Paul L. Dunbar	7,183	30	239.43
BX	X0207-PS 76 The Bennington School	4,442	23	193.13
BX	X0209-PS 150 Charles James Fox	3,161	15	210.73
BX	X0210-Columbus High School	2,315	14	165.36
BX	X0213-PS 146 Edward Collins	4,346	19	228.74
BX	X0214-PS 89 Bronx	3,744	17	220.24
BX	X0215-PS 75	2,910	13	223.85
BX	X0216-Bronx House	1,904	11	173.09
BX	X0219-Co-Op City Einstein Community Center #3	3,343	20	167.15
BX	X0221-PS 42 Claremont	1,599	13	123.00
BX	X0223-Grace Dodge Vocational HS	3,370	15	224.67
BX	X0224-PS 65 Mother Hale Academy	4,901	24	204.21
BX	X0225-PS 72 Dr. William Dorney	3,789	14	270.64
BX	X0226-Morris HS Academy for Collaborative Studies	2,059	13	158.38
BX	X0229-Edgewater Volunteer Fire House	1,715	10	171.50
BX	X0231-Citadel Rehabilitation and Nursing Center at Kingsbridge	1,668	10	166.80
BX	X0234-Co-Op City 2049 Bartow Avenue Community Center	4,880	26	187.69
BX	X0235-Locust Point Civic Hall	541	7	77.29
BX	X0237-RIVERDALE -- YMY-WHA	1,754	9	194.89
KG	00038-PS 252 JHS	6,096	21	290.29
KG	00039-PS 206	5,597	32	174.91
KG	00043-Friends Field	2,017	10	201.70
KG	00045-Wayside Comm Center	416	9	46.22
KG	00046-IS 228	4,291	19	225.84

County	Poll Site	Voters	Workers	Voters/Worker
KG	00048-PS 52	5,619	22	255.41
KG	00049-Wyckoff Gardens Comm Ctr	4,314	20	215.70
KG	00050-PS 95	5,097	20	254.85
KG	10039-Kings Bay Public Library	932	12	77.67
KG	10040-Tilden HS	3,212	16	200.75
KG	10041-PS 235 Annex	2,268	15	151.20
KG	10043-Unity Plaza Comm Ctr	2,948	17	173.41
KG	10045-Crown Heights Public Library	1,035	11	94.09
KG	10046-Homecrest Public Library	515	13	39.62
KG	10047-JASA Comm Ctr	1,100	11	100.00
KG	10048-PS 329	3,226	15	215.07
KG	10051-Borough Park Public Library	1,539	12	128.25
KG	10052-Telecommunications HS	5,130	28	183.21
KG	10053-PS 377	1,626	9	180.67
KG	10054-IS 291	1,791	7	255.86
KG	10058-IS 390/MS 334/MS 354	4,877	22	221.68
KG	10062-St. Brendan Senior Apartments L.P.	3,067	18	170.39
KG	10068-Boulevard Comm Ctr	1,133	13	87.15
KG	10114-Ridgewood Sr Center	2,977	13	229.00
KG	10122-Youth Center	4,454	28	159.07
KG	10123-Boro Park YM-YWHA	4,353	20	217.65
KG	10158-Ft Hamilton Public Library	1,123	14	80.21
KG	10160-JASA Sr Ctr	1,909	13	146.85
KG	10168-West End Gardens	1,696	11	154.18
KG	10172-Sr Center	980	11	89.09
KG	10187-Chavis Apartments	922	13	70.92
KG	10216-Agudath Sr Ctr	3,941	20	197.05
KG	10217-St. Marks School	3,216	16	201.00
KG	10247-RBSCC Sr Ctr	1,990	12	165.83
KG	10253-IS 88	5,738	21	273.24
KG	10254-McGuinness Sr Ctr	7,747	28	276.68
KG	10256-Vollies Memorial Hall	1,700	12	141.67
KG	10258-Goodwin Sr Ctr	1,748	10	174.80
KG	10286-Vetro Apts Ten Assoc	1,700	9	188.89
KG	10295-Marlborough Gardens	2,772	13	213.23
KG	10319-Kings Bay YM-YWHA	3,888	19	204.63
KG	10325-Stuyvesant Gardens II	1,974	9	219.33
KG	10326-St. Augustine's Episcopal Church	2,546	12	212.17
KG	10333-IS 14	3,690	21	175.71
KG	10366-Mary D.'s Housing for Seniors	3,230	16	201.88
KG	10437-PS 6	6,435	24	268.13
KG	10443-Stuy-Park Houses	1,360	13	104.62
KG	10450-PS 22	4,897	26	188.35
KG	10470-St. Thomas Sr Ctr	1,917	12	159.75
KG	10551-Clara Barton Voc HS	3,390	14	242.14

Appendix Cont'd

County	Poll Site	Voters	Workers	Voters/Worker
KG	10556-Plaza Sr Ctr	1,778	10	177.80
KG	10557-Brooklyn Museum	5,077	21	241.76
KG	10580-Taylor Wythe Comm Ctr	6,991	25	279.64
KG	10597-Old Boys HS	5,155	19	271.32
KG	10598-MS 2	2,683	12	223.58
KG	10672-Palm Gardens	841	12	70.08
KG	10674-Kings Adult Center	2,463	11	223.91
KG	10678-The Waterford on the Bay	485	11	44.09
KG	10681-Dr. Susan McKinney	2,976	14	212.57
KG	10682-Linden Gardens	1,699	12	141.58
KG	10718-Barzola's Palace	4,304	25	172.16
KG	10784-PS 69	807	12	67.25
KG	10785-Cornerstone Sr Hsng	3,099	20	154.95
KG	10788-O'Dwyer Community Center	1,860	7	265.71
KG	10839-Evergreen Troutman	1,933	9	214.78
KG	10842-Buena Vida Residence	2,353	9	261.44
KG	10857-Marlboro Comm Ctr	4,154	17	244.35
KG	10931-Noll Street Apartments	4,877	21	232.24
KG	10933-PS 66 IS	2,105	14	150.36
KG	10964-Rheingold Gardens	1,250	12	104.17
KG	10966-St. Francis Church De Paola	3,541	9	393.44
KG	10967-PS 156 IS	5,617	28	200.61
KG	10984-IS 395/PS 109	6,883	20	344.15
KG	11011-PS 397	1,799	9	199.89
KG	11107-PS 244	4,886	23	212.43
KG	11118-Flatbush Park Jewish Center	6,971	29	240.38
KG	11148-Regina Pacis Housing	3,086	20	154.30
KG	11149-Bishop Boardman Apts	1,404	10	140.40
KG	11150-Caton Park NH	3,170	17	186.47
KG	11170-Sephardic Comm Ctr	2,854	13	219.54
KG	11175-PS 682	4,985	26	191.73
KG	11187-Crown Heights Apts	2,625	11	238.64
KG	11188-Brooklyn Borough Hall	4,412	23	191.83
KG	11190-Penny Yates Apts	1,995	13	153.46
KG	11203-Sr, Lucian Senior Apartments,LP	1,873	9	208.11
KG	11229-Friends of Crown Heights	5,100	22	231.82
KG	11230-The Joan Snow Pre-K Center	5,895	17	346.76
KG	11231-Medgar Evers	4,684	24	195.17
KG	11237-PS 65	3,950	20	197.50
KG	11244-Downstate SUNY Medical Ctr	1,049	13	80.69
KG	11245-PS 971	1,177	14	84.07
KG	11246-PS 896	2,249	13	173.00
KG	11248-Ocean Hill Comm Ctr	2,181	8	272.63
KG	11249-Cortelyou Public Library	787	8	98.38
KG	11250-Midwood Public Library	1,871	17	110.06

County	Poll Site	Voters	Workers	Voters/Worker
KG	11251-Park Slope Armory YMCA	4,744	21	225.90
KG	11269-Mapleton Public Library	1,932	13	148.62
KG	11280-IS 324	3,517	18	195.39
KG	11286-Carroll Gardens Public Library	1,907	10	190.70
KG	11293-Polish Slavic Culture Center	4,210	16	263.13
KG	11374-Kappa V Campus	3,604	30	120.13
KG	11382-PS 264	6,098	22	277.18
KG	11385-PS 310	2,006	18	111.44
KG	11386-Farragut Comm Ctr	4,583	19	241.21
KG	11405-New Lots Public Library	988	9	109.78
KG	11406-Williamsburg Comm Ctr	3,852	10	385.20
KG	11407-Macon Public Library	2,894	15	192.93
KG	11408-Kensington Public Library	820	10	82.00
KG	11409-Kings Highway Public Library	938	15	62.53
KG	11410-Sunset Park HS	3,172	21	151.05
KG	11411-Park Slope Public Library	1,779	9	197.67
KG	11412-Flatbush Public Library	1,179	13	90.69
KG	11413-Bushwick Public Library	1,539	10	153.90
KG	11414-Willoughby Sr Ctr	2,829	17	166.41
KG	11417-Top Civic Ctr	6,687	22	303.95
KG	11418-Lenox Road Baptist Church	4,537	25	181.48
KG	11419-St. Edmund Preparatory HS	1,154	13	88.77
KG	11420-Our Lady of Perpetual Help	7,870	34	231.47
KG	11421-IS 391	5,068	23	220.35
KG	11424-District 20 Pre K Ctr.	1,826	8	228.25
KG	11427-New Jerusalem United Methodist Church	1,896	9	210.67
KG	11428-Liberty Houses	991	13	76.23
KG	11429-Kingsboro 7th Day Adventist	4,670	16	291.88
KG	11430-Raices Times Plaza Senior Center	2,319	12	193.25
KG	11431-Flatbush YMCA	2,915	14	208.21
KG	11432-Brooklyn Prospect Charter School	4,358	22	198.09
KG	11433-PS 89	4,570	21	217.62
KG	11440-Joseph A Miccio Community Center	2,347	18	130.39
KG	11442-Carmine Carro Community Center	3,877	22	176.23
KG	11444-Ozzie Wilson Residences Senior Housing	1,748	13	134.46
KG	11445-Hope Gardens Youth Community Center	5,014	17	294.94
KG	11446-New Hope Family Worship	2,999	15	199.93
KG	11447-Betsy Head Pool	2,052	16	128.25
KG	11448-Tilden Community Center	2,868	18	159.33
KG	11449-Christ Church Bay Ridge	4,920	18	273.33
KG	11450-Seth Low Senior Center	3,597	19	189.32
KG	11452-Bishop Ford	4,576	20	228.80
KG	11454-Zvi Dov Roth Academy of Yeshiva Rambam	2,719	21	129.48
KG	11471-PS 331	4,486	17	263.88
KG	11472-Temple Sholom of Flatbush	2,618	10	261.80

Appendix Cont'd

County	Poll Site	Voters	Workers	Voters/Worker
KG	11476-Fenimore United Meth. Church	4,423	19	232.79
KG	11477-Boys and Girls High School	1,784	11	162.18
KG	11478-Moffat Gardens	853	10	85.30
KG	11488-Fort Hamilton Senior Center	4,471	22	203.23
KG	11492-PS 398	6,140	28	219.29
KG	11493-Marlboro Memorial Post	2,814	15	187.60
KG	11501-Community Board 12	2,081	15	138.73
KG	11515-Marien-Heim of Sunset Park	5,044	19	265.47
KG	11521-Merkaz Community Center	2,292	15	152.80
KG	11535-Science Skills Center HS	865	15	57.67
KG	11537-PS 12	4,772	18	265.11
KG	11543-Spring Creek Educational Campus	2,376	12	198.00
KG	11564-Belmont Gardens II	924	12	77.00
KG	11566-Ingersoll Community Center	6,319	21	300.90
KG	11591-Atlantic Terminal Community Center	2,596	10	259.60
KG	11593-St. Rocco's Church	1,905	7	272.14
KG	11605-Marjorie Richardson Court	2,333	13	179.46
KG	11608-Herkimer Residence	1,984	9	220.44
KG	11610-Lafayette Gardens Comm. Ctr.	1,408	10	140.80
KG	11612-East Midwood Jewish Center	3,940	21	187.62
KG	11621-Brooklyn College Roosevelt Hall	7,622	35	217.77
KG	11624-St. Francis College	4,543	17	267.24
KG	11625-Cadman Towers 2	1,020	7	145.71
KG	11629-PAL-Wynn Center	3,134	20	156.70
KG	11630-Central Brooklyn Public Library	2,469	12	205.75
KG	11633-Saratoga Village	2,270	14	162.14
KG	11644-Van Dyke Community Ctr.	5,009	21	238.52
KG	11675-Quincy Senior Residences	1,861	13	143.15
KG	11734-IL Centro (Fiao)	4,958	22	225.36
KG	11735-Carey Gardens Community Ctr.	3,594	17	211.41
KG	11752-Cypress Hills Sr Housing Residences	2,037	10	203.70
KG	B0001-PS 230	4,606	23	200.26
KG	B0002-Transit Tech HS	2,450	14	175.00
KG	B0003-IS 293	3,371	11	306.45
KG	B0010-PS 28	4,537	22	206.23
KG	B0011-Cadman Towers	3,453	11	313.91
KG	B0012-PS 18	2,089	15	139.27
KG	B0014-PS 272	6,810	31	219.68
KG	B0016-PS 26 New	2,901	16	181.31
KG	B0017-PS 181	6,571	26	252.73
KG	B0018-PS 167	3,793	19	199.63
KG	B0019-PS 105	3,259	14	232.79
KG	B0020-PS 251	7,604	30	253.47
KG	B0022-PS 219	4,875	17	286.76
KG	B0023-PS 279	4,461	17	262.41

County	Poll Site	Voters	Workers	Voters/Worker
KG	B0024-PS 276	5,249	25	209.96
KG	B0026-PS 114	5,250	18	291.67
KG	B0027-PS 250	5,874	27	217.56
KG	B0030-PS 189	1,740	10	174.00
KG	B0033-PS 99	6,580	21	313.33
KG	B0034-PS 256	6,157	27	228.04
KG	B0035-Independence Towers Senior Center	3,675	12	306.25
KG	B0037-Crown Gardens Community Center	2,068	16	129.25
KG	B0042-PS 176	3,456	19	181.89
KG	B0046-PS 335	3,838	19	202.00
KG	B0048-PS 195	2,679	12	223.25
KG	B0055-PS 155	2,338	11	212.55
KG	B0056-Patrick E Gorman Housing Co Inc.	1,996	15	133.07
KG	B0057-IS 162	2,839	12	236.58
KG	B0058-PS 229	4,240	19	223.16
KG	B0059-PS 346	5,204	24	216.83
KG	B0060-Bay Academy-IS 98	2,576	12	214.67
KG	B0061-JHS 258	3,932	15	262.13
KG	B0062-Jimerson Houses	838	12	69.83
KG	B0067-William Maxwell HS	1,572	16	98.25
KG	B0069-St. Cecilia	5,486	16	342.88
KG	B0071-Midwood Catholic Academy	3,635	19	191.32
KG	B0074-Achievement First East New York Middle School	2,886	14	206.14
KG	B0075-PS 243	2,604	13	200.31
KG	B0076-PS 197	4,129	19	217.32
KG	B0077-Ed R Murrow HS	2,999	16	187.44
KG	B0079-Canarsie HS	7,032	26	270.46
KG	B0080-New Utrecht HS	5,014	31	161.74
KG	B0081-PS 238	5,198	22	236.27
KG	B0086-PS 163	3,824	19	201.26
KG	B0087-PS 56 New	3,995	16	249.69
KG	B0088-PS 120	2,086	10	208.60
KG	B0089-PS 282	7,034	27	260.52
KG	B0090-PS 321	4,968	20	248.40
KG	B0092-PS 254	4,022	21	191.52
KG	B0093-JHS 50	6,831	18	379.50
KG	B0094-PS 97	4,240	20	212.00
KG	B0096-PS 234 IS	6,405	27	237.22
KG	B0098-IS 394	4,032	17	237.18
KG	B0101-Hope Gardens Sr Ctr	3,718	18	206.56
KG	B0103-PS 54 New	2,847	17	167.47
KG	B0104-PS 269	9,452	38	248.74
KG	B0106-PS 153	4,077	17	239.82
KG	B0107-Brooklyn Tech HS	4,188	20	209.40
KG	B0109-PS 108	1,076	11	97.82

Appendix Cont'd

County	Poll Site	Voters	Workers	Voters/Worker
KG	B0110-PS 179	6,042	17	355.41
KG	B0112-PS 196	2,630	8	328.75
KG	B0113-PS 17	5,706	19	300.32
KG	B0117-PS 59	3,903	16	243.94
KG	B0119-IS 71 -Juan Morel Campos	8,825	26	339.42
KG	B0120-Atlantic Towers	1,743	14	124.50
KG	B0121-PS 178	1,698	12	141.50
KG	B0125-St. Columba's Church	1,995	11	181.36
KG	B0126-PS 20	7,594	27	281.26
KG	B0131-PS 152/PS 315	7,961	36	221.14
KG	B0133-John Jay HS	5,844	31	188.52
KG	B0134-PS 270	6,676	28	238.43
KG	B0135-PS 73	3,144	16	196.50
KG	B0136-PS 384	4,800	23	208.70
KG	B0141-William E. Grady CTE High School	3,436	11	312.36
KG	B0142-PS 84	5,778	21	275.14
KG	B0144-PS 193	5,914	21	281.62
KG	B0146-PS 286	3,034	20	151.70
KG	B0147-PS 277	2,502	12	208.50
KG	B0149-Bay Ridge Air Rights	869	8	108.63
KG	B0152-Water View Tower	702	11	63.82
KG	B0155-L. H. Pink Houses Community Center	3,954	18	219.67
KG	B0157-PS 184	2,324	16	145.25
KG	B0158-Contello Towers#2	704	12	58.67
KG	B0159-Warbasse Bldg 4	427	8	53.38
KG	B0161-Warbasse Bldg 3	1,406	8	175.75
KG	B0163-PS 304	5,488	23	238.61
KG	B0165-Warbasse Bldg 1C	671	9	74.56
KG	B0166-Urban Assembly School for Law & Justice	2,909	14	207.79
KG	B0167-PS 90	2,936	17	172.71
KG	B0169-Trump Village Bldg 5B1	623	8	77.88
KG	B0170-Trump Village Bldg 6A	720	10	72.00
KG	B0172-Trump Village Bldg 7A	2,413	10	241.30
KG	B0176-Edmonds Center (IS 113)	3,962	16	247.63
KG	B0177-PS 161	5,647	20	282.35
KG	B0179-IS 292	1,065	10	106.50
KG	B0182-Haber House	829	12	69.08
KG	B0185-PS 1	2,871	18	159.50
KG	B0186-PS 93	3,629	16	226.81
KG	B0187-PS 261	6,017	24	250.71
KG	B0189-PS 132	3,394	17	199.65
KG	B0190-Williams Center	1,496	12	124.67
KG	B0191-PS 19	5,930	20	296.50
KG	B0193-PS 328	3,204	16	200.25
KG	B0195-PS 58	3,913	17	230.18

County	Poll Site	Voters	Workers	Voters/Worker
KG	B0196-Shorefront YM-YWHA	5,393	19	283.84
KG	B0197-PS 188	6,215	29	214.31
KG	B0198-IS 302	2,801	8	350.13
KG	B0203-Seacoast Towers	1,900	8	237.50
KG	B0205-JHS 51	6,978	28	249.21
KG	B0207-Bay Ridge Towers	500	10	50.00
KG	B0208-PS 216	3,153	13	242.54
KG	B0211-PS 150	935	14	66.79
KG	B0212-PS 8	4,632	15	308.80
KG	B0216-PS 133	4,656	19	245.05
KG	B0217-James Madison HS	4,669	24	194.54
KG	B0223-PS 158	3,432	21	163.43
KG	B0225-PS 61 IS	4,881	21	232.43
KG	B0226-Bushwick Campus	3,538	15	235.87
KG	B0227-PS 134	655	11	59.55
KG	B0228-PS 136 JHS	856	12	71.33
KG	B0234-PS 11 NEW	5,115	21	243.57
KG	B0235-PS 164	2,337	12	194.75
KG	B0236-PS 223 IS	5,060	18	281.11
KG	B0237-JHS 126	7,170	29	247.24
KG	B0238-PS 29	6,758	22	307.18
KG	B0241-Sr Citizen Club	1,557	13	119.77
KG	B0242-PS 169	5,012	21	238.67
KG	B0243-PS 131	4,028	23	175.13
KG	B0245-Trump Village Bldg 3A	1,605	11	145.91
KG	B0246-Hugh Gilroy Sr Ctr	643	16	40.19
KG	B0247-PS 38	2,174	14	155.29
KG	B0249-Trump Village Bldg 4A	716	10	71.60
KG	B0250-PS 320/PS 375	8,823	39	226.23
KG	B0252-Vandalia Ctr	4,522	28	161.50
KG	B0253-PS 192	3,201	8	400.13
KG	B0254-Cypress Hills Comm Ctr	3,550	16	221.88
KG	B0255-PS 208	4,403	21	209.67
KG	B0256-PS 220 JHS	3,081	15	205.40
KG	B0257-Bushwick/Hylan Ctr	2,416	16	151.00
KG	B0258-Bedford Village School (PS 3)	7,484	27	277.19
KG	B0260-PS/IS 262	6,718	25	268.72
KG	B0261-Brightwater's Comm Room	1,078	9	119.78
KG	B0262-PS 94	3,560	15	237.33
KG	B0263-PS 401	3,225	13	248.08
KG	B0265-PS 753/Brooklyn School for Career Development	2,614	14	186.71
KG	B0266-PS 160	3,050	14	217.86
KG	B0267-PS 10	4,414	18	245.22
KG	B0271-PS 235	3,442	15	229.47
KG	B0272-IS 171	7,214	25	288.56

Appendix Cont'd

County	Poll Site	Voters	Workers	Voters/Worker
KG	B0273-PS 121	2,953	13	227.15
KG	B0274-Warbasse Houses Bldg 5C	1,078	8	134.75
KG	B0275-PS 23	4,863	18	270.17
KG	B0277-PS 13	4,627	20	231.35
KG	B0278-F.Bennett American Leg. Post	6,631	23	288.30
KG	B0279-PS/IS 180	5,126	21	244.10
KG	B0282-Glenwood Comm. Ctr.	3,196	18	177.56
KG	B0284-PS 190	3,149	15	209.93
KG	B0286-PS 257	2,649	9	294.33
KG	B0287-Division Housing (Village Comm Rm)	1,765	11	160.45
KG	B0288-PS 506/503/314	4,394	17	258.47
KG	B0289-PS 226	5,119	21	243.76
KG	B0291-PS 92	6,919	25	276.76
KG	B0292-PS 48	2,098	18	116.56
KG	B0293-MS 678 (PS 72)	2,736	13	210.46
KG	B0294-PS 142 JHS	6,709	22	304.95
KG	B0300-PS 227 JHS	6,045	31	195.00
KG	B0301-PS 205	4,568	20	228.40
KG	B0302-Linden Plaza Preservation Bldg 5	2,652	12	221.00
KG	B0303-PS 135	2,923	13	224.85
KG	B0304-PS 127	2,034	9	226.00
KG	B0305-PS 130	5,260	17	309.41
KG	B0306-IS 33	4,526	23	196.78
KG	B0307-PS 62 JHS	6,650	24	277.08
KG	B0312-PS 15 New	3,360	18	186.67
KG	B0313-PS 312	4,862	15	324.13
KG	B0314-PS 170	5,316	32	166.13
KG	B0315-Breukelen Community Center	3,849	16	240.56
KG	B0317-IS 246	9,910	38	260.79
KG	B0320-IS 259	4,485	19	236.05
KG	B0321-Linden Plaza Preservation Bldg 3	2,611	11	237.36
KG	B0323-PS 316	6,444	28	230.14
KG	B0324-Apt. House	1,004	9	111.56
KG	B0325-PS 224	1,767	12	147.25
KG	B0326-Cooper Ctr	1,873	8	234.13
KG	B0328-PS 446	2,961	17	174.18
KG	B0331-PS 138	2,905	13	223.46
KG	B0332-PS 186	4,125	22	187.50
KG	B0333-PS 151	3,564	12	297.00
KG	B0336-Linden Plaza Preservation Bldg 2	1,862	12	155.17
KG	B0337-PS 221	5,316	21	253.14
KG	B0338-PS 309	2,448	16	153.00
KG	B0339-PS 9 New	5,101	19	268.47
KG	B0340-PS 274	4,103	16	256.44
KG	B0343-PS 201 JHS	5,794	14	413.86

County	Poll Site	Voters	Workers	Voters/Worker
KG	B0345-PS 204	2,043	12	170.25
KG	B0346-PS 5 New	5,190	23	225.65
KG	B0348-Fort Hamilton HS	2,494	12	207.83
KG	B0349-PS 128	7,545	33	228.64
KG	B0354-PS 157	2,257	12	188.08
KG	B0355-PS 185	4,886	23	212.43
KG	B0357-Marien Heim Community Center	2,179	12	181.58
KG	B0362-PS 289	4,012	14	286.57
KG	B0363-Shore Hill Housing	4,835	19	254.47
KG	B0365-Erasmus Hall HS	6,450	24	268.75
KG	B0367-PS 273	3,007	18	167.06
KG	B0369-Saratoga Square Sr Ctr	2,351	18	130.61
KG	B0371-PS 68 JHS	7,476	21	356.00
KG	B0372-PS 306	4,109	17	241.71
KG	B0374-PS/IS 202	2,786	11	253.27
KG	B0375-IS 96	5,105	21	243.10
KG	B0376-PS 81	3,857	16	241.06
KG	B0378-IS 187	1,943	14	138.79
KG	B0379-PS 233	3,778	19	198.84
KG	B0380-St. Therese Of Lisieux	1,000	11	90.91
KG	B0382-PS 177	5,629	31	181.58
KG	B0383-PS 194	3,662	18	203.44
KG	B0384-PS 209	5,681	28	202.89
KG	B0386-PS 249	9,177	36	254.92
KG	B0387-PS 217	7,284	33	220.73
KG	B0388-PS 203	6,018	28	214.93
KG	B0390-PS 115	8,374	32	261.69
KG	B0391-PS 91	2,697	10	269.70
KG	B0394-Vanderveer Church United Methodist Church	948	10	94.80
KG	B0396-PS 27	2,770	15	184.67
KG	B0406-PS 222	4,472	22	203.27
QN	00055-International Tower Senior Center	1,684	12	140.33
QN	00056-PS 303-Academy for Excellence	2,141	16	133.81
QN	00058-PS 16-Nancy DeBenedittis School	2,807	14	200.50
QN	00060-Forest Hills HS	4,198	24	174.92
QN	00062-PS 196-Grand Central Parkway	3,687	16	230.44
QN	00063-PS 47-Chris Galas	1,431	11	130.09
QN	10134-IS 227	3,789	20	189.45
QN	10135-PS 29-Queens	2,844	20	142.20
QN	10162-Queens Library at Kew Gardens Hills	1,857	12	154.75
QN	10185-Queens Library at Lefferts	2,084	11	189.45
QN	10198-Flushing House Resident Adult	2,080	18	115.56
QN	10199-Evelyn & Lou Grn Res	2,690	13	206.92
QN	10201-Florence E Smith Community Center	3,739	18	207.72
QN	10203-St. Sebastian's Catholic Academy	8,726	44	198.32

Appendix Cont'd

County	Poll Site	Voters	Workers	Voters/Worker
QN	10206-St Nicholas of Tolentine	5,131	28	183.25
QN	10208-Thomas A. Edison HS	7,100	40	177.50
QN	10220-Holy Cross Church	3,111	18	172.83
QN	10221-PS 223-Lyndon B. Johnson	8,418	40	210.45
QN	10225-Hillcrest HS	817	9	90.78
QN	10287-Young Israel of Far Rockaway	4,764	22	216.55
QN	10343-Boulevard Gardens	1,143	12	95.25
QN	10453-PS 7-Louis F. Simeone	5,584	29	192.55
QN	10509-PS 15-Jackie Robinson	3,228	21	153.71
QN	10560-PS 79-Francis Lewis	5,285	26	203.27
QN	10561-PS 78	1,771	14	126.50
QN	10566-Renaissance Charter School	4,475	22	203.41
QN	10585-Greater Ridgewood Youth Center	3,987	17	234.53
QN	10589-IS 5-Walter Crowley Intermediate School	1,260	13	96.92
QN	10590-Allen AME Senior Center	2,146	14	153.29
QN	10608-PS 212	4,959	23	215.61
QN	10609-IS 230	3,055	28	109.11
QN	10691-Parker J Institute	829	12	69.08
QN	10698-Catherine Sheridan House	1,253	12	104.42
QN	10731-PS 222-Christopher A.Santora School	7,134	34	209.82
QN	10732-PS 58-School of Heroes	3,582	17	210.71
QN	10733-PS 92-Harry T.Stewart Sr.	3,122	19	164.32
QN	10734-MS 137-America's School of Heroes	2,112	17	124.24
QN	10735-PS 161-Arthur Ashe School	7,495	37	202.57
QN	10736-Young Womens Leadership School-Queens	926	12	77.17
QN	10737-Taiwan Center	1,313	14	93.79
QN	10738-St. Albans Congregational Church	4,117	24	171.54
QN	10815-VFW Post 150	1,084	10	108.40
QN	10819-Grace Houses	2,193	17	129.00
QN	10843-Queens Library at Forest Hills	2,174	16	135.88
QN	10844-Hillcrest Jewish Center	2,565	18	142.50
QN	10861-PS / IS 270-Gordon Parks School	9,358	44	212.68
QN	10862-PS 239	4,374	21	208.29
QN	10864-PS 234	7,242	34	213.00
QN	10929-Merrick Park Baptist Church	3,606	19	189.79
QN	10961-PS 254-Rosa Parks School	2,920	16	182.50
QN	10962-VFW Post 885	3,881	17	228.29
QN	11041-Mary's Nativity Church	4,376	25	175.04
QN	11104-IS 59-Springfield Gardens	7,132	39	182.87
QN	11110-Immaculate Conception Church	3,458	20	172.90
QN	11112-Information Technology H. S.	3,098	17	182.24
QN	11135-New York Irish Center	1,069	9	118.78
QN	11152-PS 244-Active Learning Elementary School	3,910	25	156.40
QN	11157-PS 305-Learners & Leaders	3,989	16	249.31
QN	11158-PS 306-NYC Academy for Discovery	3,979	19	209.42

County	Poll Site	Voters	Workers	Voters/Worker
QN	11159-Elmhurst Campus HS	4,183	18	232.39
QN	11164-PS 295	1,229	12	102.42
QN	11182-Frank Sinatra HS	5,632	24	234.67
QN	11186-Christ Tabernacle Church	3,598	19	189.37
QN	11189-Woodside Library	1,061	12	88.42
QN	11239-St. Margaret's RC Church	1,854	12	154.50
QN	11258-Arverne Pilgrim Church	2,016	15	134.40
QN	11284-The Vallone Family Senior Residence	1,964	13	151.08
QN	11369-First Baptist Church Of East Elmhurst	6,352	27	235.26
QN	11371-The Korean Church Of Queens	4,561	25	182.44
QN	11372-Seaside Library	2,153	10	215.30
QN	11388-PS 48 William Wordsworth	3,668	13	282.15
QN	11436-St. Albans Library	2,049	11	186.27
QN	11438-Maspeth High School	4,421	20	221.05
QN	11458-Holy Trinity Parish Church	5,201	26	200.04
QN	11490-Academy of the City Charter School	2,258	13	173.69
QN	11498-Church of the Nazarene	2,633	16	164.56
QN	11509-Samaritan/Woodside Sr. Center	2,923	17	171.94
QN	11528-PS 290 - Academy for Scholars	1,384	11	125.82
QN	11597-High School for Construction Trades	4,134	23	179.74
QN	11611-Aguilar Gardens Community Room	2,085	14	148.93
QN	11628-Hunter's Point Community Middle School	3,147	12	262.25
QN	11632-Queens Library at Elmhurst	2,023	15	134.87
QN	11635-Corona Arts and Sciences Academy	1,793	11	163.00
QN	11636-High School for Arts and Business	2,054	16	128.38
QN	11637-PS 111 - Jacob Blackwell	1,643	14	117.36
QN	11640-NORC Program Community Room	711	9	79.00
QN	11652-Ridgewood YMCA	3,027	18	168.17
QN	11653-PS 361 - The Woodside Community School	2,949	21	140.43
QN	11654-PS 316 - Queens Explorers Elementary	1,823	14	130.21
QN	11655-Boys and Girls Club of Metro Queens	2,774	15	184.93
QN	11668-IS 78 - Middle School	1,939	11	176.27
QN	11681-Queens Library at Ridgewood	1,194	11	108.55
QN	11686-PS/MS 42 - Robert Vernam School	2,965	16	185.31
QN	11687-PS/IS 314	1,942	14	138.71
QN	11688-PS 182 Samantha Smith	3,351	20	167.55
QN	11742-PS 377	2,159	10	215.90
QN	11745-The Center at Maple Grove	996	12	83.00
QN	11767-Queens Library at Lefrak City	2,409	15	160.60
QN	Q0004-Dayton Tower West 10200	3,019	17	177.59
QN	Q0005-PS 34-John Harvard	9,131	38	240.29
QN	Q0006-St. Leo Catholic Academy	1,770	10	177.00
QN	Q0007-MS 53 / IS 53 -Brian Piccolo	2,670	13	205.38
QN	Q0009-PS 14-Fairview	3,092	17	181.88
QN	Q0011-PS 108-Captain Vincent G. Fowler	4,173	21	198.71

Appendix Cont'd

County	Poll Site	Voters	Workers	Voters/Worker
QN	Q0012-JHS 8-Richard S. Grossley	7,497	33	227.18
QN	Q0013-PS 40-Samuel Huntington	4,692	24	195.50
QN	Q0015-IS 192-The Linden	3,226	17	189.76
QN	Q0016-PS 100-Glen Morris	6,957	28	248.46
QN	Q0017-PS 140-Edward K. Ellington	4,576	22	208.00
QN	Q0023-PS 176	3,034	15	202.27
QN	Q0025-JHS 226-Virgil I. Grissom	10,738	46	233.43
QN	Q0028-PS 121-Queens	6,042	24	251.75
QN	Q0029-PS 354 - The STEM Institute of Queens	3,781	18	210.06
QN	Q0032-PS 129-Patricia Larkin	5,406	23	235.04
QN	Q0033-PS 124-Osmond A Church	2,320	15	154.67
QN	Q0035-JASA Brookdale Village Senior Ctr.	1,927	9	214.11
QN	Q0036-PS 55-Maure	3,794	18	210.78
QN	Q0039-MS 72-Catherine & Count Basie	4,530	27	167.78
QN	Q0040-Bland Community Center	3,079	23	133.87
QN	Q0044-JHS 202-Robert H. Goddard	3,819	23	166.04
QN	Q0045-PS 171-Peter G. Van Alst	5,854	21	278.76
QN	Q0047-PS 142-Queens Transition Center /Queens Academy	7,094	31	228.84
QN	Q0048-PS 20-John Bowne	7,374	40	184.35
QN	Q0049-Springfield Garden-Excelsior Preparatory HS	6,905	27	255.74
QN	Q0050-PS 50-Talfourd Lawn Elementary School	5,036	28	179.86
QN	Q0051-PS 219-Paul Klapper	3,394	17	199.65
QN	Q0052-JHS 189-Daniel Carter Beard	4,683	31	151.06
QN	Q0053-IS 231-Magnetech 2000	3,979	20	198.95
QN	Q0056-JHS 185-Edward Bleeker	7,250	26	278.85
QN	Q0057-PS 181-Brookfield	4,351	21	207.19
QN	Q0062-PS 193-Alfred J. Kennedy	8,294	31	267.55
QN	Q0063-PS 22-Thomas Jefferson	3,627	22	164.86
QN	Q0064-PS 232-Lindenwood	6,483	27	240.11
QN	Q0071-August Martin HS	3,538	20	176.90
QN	Q0073-PS 168 JHS	2,834	23	123.22
QN	Q0074-PS 163-Flushing Heights	3,098	19	163.05
QN	Q0076-PS 207-Rockwood Park	4,589	15	305.93
QN	Q0077-PS 209-Clearview Gardens	2,049	15	136.60
QN	Q0079-PS 184-Flushing Manor	6,703	26	257.81
QN	Q0082-PS 107-Thomas A Dooley	5,677	30	189.23
QN	Q0084-PS 80-Thurgood Marshall Magnet	5,602	27	207.48
QN	Q0085-PS 32-State Street	4,321	22	196.41
QN	Q0086-PS 173-Fresh Meadows	4,974	24	207.25
QN	Q0087-PS 52-Queens	4,620	26	177.69
QN	Q0088-PS 95-Eastwood	5,105	29	176.03
QN	Q0089-PS 37-Cynthia Jenkins School	1,575	12	131.25
QN	Q0090-PS 169-Bell Academy	8,327	37	225.05
QN	Q0092-PS 36-Saint Albans School	5,377	26	206.81
QN	Q0093-PS 178-Holliswood	3,482	18	193.44

County	Poll Site	Voters	Workers	Voters/Worker
QN	Q0096-PS 118-Lorraine Hansberry	8,525	36	236.81
QN	Q0097-PS 35-Nathaniel Woodhull	7,584	35	216.69
QN	Q0098-PS 26-Rufus King	5,784	29	199.45
QN	Q0099-PS 101-School in the Gardens	7,000	32	218.75
QN	Q0100-PS 130	1,863	16	116.44
QN	Q0102-PS 162-John Golden	4,081	19	214.79
QN	Q0105-PS 134-Hollis	7,208	36	200.22
QN	Q0106-Blessed Trinity Church	3,356	14	239.71
QN	Q0108-Andrew Jackson HS	10,552	51	206.90
QN	Q0109-PS 135-Bellaire School	5,081	29	175.21
QN	Q0111-Queensview Inc.	3,144	16	196.50
QN	Q0112-PS 122-Mamie Fay	6,866	22	312.09
QN	Q0113-Grover Cleveland H.S.	2,402	11	218.36
QN	Q0115-PS 31-Bayside	5,687	29	196.10
QN	Q0116-JHS 109-Jean Nuzzi Intermediate School	7,402	40	185.05
QN	Q0117-PS 41-Crocheron	5,217	18	289.83
QN	Q0119-PS 188-Kingsbury	4,469	21	212.81
QN	Q0121-PS 84-Steinway	5,252	19	276.42
QN	Q0124-PS 85-Judge Charles Vallone	12,669	42	301.64
QN	Q0125-Martin Van Buren HS	4,109	26	158.04
QN	Q0126-PS 213-Carl Ullman School	1,014	13	78.00
QN	Q0128-PS 112-Dutch Kills	4,865	26	187.12
QN	Q0129-PS 186-Castlewood	4,713	26	181.27
QN	Q0130-PS 138-Sunrise	5,559	25	222.36
QN	Q0131-PS 195-William Haberle	5,196	20	259.80
QN	Q0132-PS 104-Bays Water	3,945	18	219.17
QN	Q0134-Lexington School	5,698	30	189.93
QN	Q0136-North Shore Towers	1,785	12	148.75
QN	Q0139-PS 17-Henry David Thoreau	4,731	24	197.13
QN	Q0140-PS 70-Queens	11,237	39	288.13
QN	Q0142-PS 214-Cadwallader Colden	4,426	24	184.42
QN	Q0144-Bayside HS	4,192	16	262.00
QN	Q0145-PS 166-Henry Gradstein	5,995	21	285.48
QN	Q0147-IS 145-Joseph Pulitzer	7,058	37	190.76
QN	Q0148-PS 152-Gwendoline N.Alleyne School	3,497	19	184.05
QN	Q0149-Latimer Gardens Community Center	2,333	19	122.79
QN	Q0151-IS 25-Adrien Block	5,018	27	185.85
QN	Q0152-PS 143-Louis Armstrong	4,038	16	252.38
QN	Q0155-Ravenswood Community Center	2,413	15	160.87
QN	Q0158-St Andrews Avellino School	2,871	17	168.88
QN	Q0159-PS 76-William Hallet	980	9	108.89
QN	Q0160-MS 333-Goldie Maple Academy	1,858	13	142.92
QN	Q0166-PS 199-Maurice A. Fitzgerald	6,086	33	184.42
QN	Q0168-PS 150-Queens	3,476	17	204.47
QN	Q0169-PS 98-Douglaston School	3,142	15	209.47

Appendix Cont'd

County	Poll Site	Voters	Workers	Voters/Worker
QN	Q0171-Astoria Community Center	3,024	13	232.62
QN	Q0174-PS 94-David D. Porter	2,028	13	156.00
QN	Q0175-PS 12-James B. Colgate	2,595	16	162.19
QN	Q0176-PS 105-The Bay School	1,121	12	93.42
QN	Q0177-Goodwill Apartments	982	13	75.54
QN	Q0178-Beach 41st Street Community Center	2,290	13	176.15
QN	Q0180-Queen of Angels Parish Center	6,591	35	188.31
QN	Q0181-Queens Botanical Gardens	3,037	21	144.62
QN	Q0182-Rosenthal Senior Center	3,644	26	140.15
QN	Q0184-IS 125-Thom J. McCann Woodside	6,426	34	189.00
QN	Q0185-IS 237	1,645	15	109.67
QN	Q0188-Newtown HS	4,370	21	208.10
QN	Q0191-IS 61-Leonardo Da Vinci	3,596	18	199.78
QN	Q0193-JHS 67-Louis Pasteur	3,069	19	161.53
QN	Q0197-PS 215 - Lucretia Mott	5,952	26	228.92
QN	Q0198-PS 11-Kathryn Phelan	3,020	21	143.81
QN	Q0199-PS 13-Clement C. Moore	4,780	22	217.27
QN	Q0200-PS 102-Bayview	3,916	21	186.48
QN	Q0201-PS 177	2,682	15	178.80
QN	Q0202-Benjamin N. Cardozo HS	3,192	21	152.00
QN	Q0203-Ocean Village	1,913	10	191.30
QN	Q0205-PS 120-Queens	2,759	20	137.95
QN	Q0206-Francis Lewis HS	1,392	17	81.88
QN	Q0209-Big Six Towers, Inc.	2,356	19	124.00
QN	Q0210-PS 81-Jean Paul Richter	5,476	17	322.12
QN	Q0211-PS 153-Maspeth Elem	4,534	20	226.70
QN	Q0213-PS 88-Seneca	4,853	25	194.12
QN	Q0215-Fairview Owners Corp.	592	16	37.00
QN	Q0216-PS 206-Horace Harding School	5,034	25	201.36
QN	Q0217-PS 187/811Q	4,714	23	204.96
QN	Q0219-PS 220-Edward Mandel	3,230	20	161.50
QN	Q0220-PS 71	1,957	11	177.91
QN	Q0222-JHS 157-Stephen A Halsey	5,475	28	195.54
QN	Q0225-PS 175-Lynn Gross Discovery School	4,951	26	190.42
QN	Q0226-PS 46-Alley Pond	4,002	21	190.57
QN	Q0227-PS 174-William Sidney Mount	3,240	18	180.00
QN	Q0228-PS 201-Discovery School for Inquiry & Research	3,365	15	224.33
QN	Q0232-PS 229-Emanuel Kaplan	5,310	24	221.25
QN	Q0233-PS 87-Middle Village	2,966	16	185.38
QN	Q0234-JHS 190-Russell Sage	7,685	34	226.03
QN	Q0237-PS 128-Lorraine Tuzzo,Juniper Valley Elementary	5,118	27	189.56
QN	Q0238-IS 73-Frank Sansivieri	2,824	18	156.89
QN	Q0239-MS 200-Pomonok School & Star Academy	4,283	20	214.15
QN	Q0240-PS 165-Edith K. Bergtraum	7,847	32	245.22
QN	Q0243-Ocean Point	807	12	67.25

County	Poll Site	Voters	Workers	Voters/Worker
QN	Q0245-Immaculate Conception Center	2,044	15	136.27
QN	Q0246-Dayton Towers East 7400	1,360	13	104.62
QN	Q0247-IS 119-The Glendale	2,485	15	165.67
QN	Q0248-PS 154-Queens	5,248	29	180.97
QN	Q0249-PS 2	3,254	12	271.17
QN	Q0250-PS 205-Alexander Graham Bell	4,646	24	193.58
QN	Q0251-PS 69-Jackson Heights	8,694	39	222.92
QN	Q0252-Meadowbrook Apartments	869	11	79.00
QN	Q0254-PS 49-Dorothy Bonawit Kole	7,154	41	174.49
QN	Q0256-Creedmoor Hospital	520	12	43.33
QN	Q0257-PS 115-Glen Oaks	4,770	24	198.75
QN	Q0258-Dayton Beach Park 8200	1,323	10	132.30
QN	Q0260-Hammel Comm Center	1,034	12	86.17
QN	Q0261-PS 64-Joseph P. Addabbo	7,971	34	234.44
QN	Q0262-PS 99-Kew Gardens	8,838	36	245.50
QN	Q0264-Forest Park Coop	1,285	13	98.85
QN	Q0266-JHS 217-Robert A. Van Wyck	5,596	26	215.23
QN	Q0269-Briarwood Library	1,096	15	73.07
QN	Q0270-PS 117-J.Keld / Briarwood School	4,107	19	216.16
QN	Q0271-PS 191-Mayflower	9,876	52	189.92
QN	Q0272-PS 89-Elmhurst	6,190	32	193.44
QN	Q0273-PS 97-Forest Park	6,700	30	223.33
QN	Q0274-Dayton Beach Park 8600	1,343	12	111.92
QN	Q0275-PS 54-Hillside	4,928	26	189.54
QN	Q0276-PS 56-Harry Eichler	3,428	16	214.25
QN	Q0277-PS 18-Winchester	2,946	19	155.05
QN	Q0278-PS 90-Horace Mann	4,183	24	174.29
QN	Q0279-Hilltop Village Coop	2,830	16	176.88
QN	Q0280-PS./I.S. 113 Anthony J. Pranzo	3,901	19	205.32
QN	Q0282-PS 82-Hammond	3,802	18	211.22
QN	Q0288-Central Library	2,679	20	133.95
QN	Q0291-PS 63-Old South	2,049	17	120.53
QN	Q0294-PS 60-Woodhaven	6,893	32	215.41
QN	Q0295-PS 33-Edward M. Funk	5,065	28	180.89
QN	Q0296-Peninsula Library	1,401	10	140.10
QN	Q0298-PS 144-Col. Jeromus Remsen	5,219	29	179.97
QN	Q0299-PS 139-Rego Park	8,250	44	187.50
QN	Q0300-JHS 210-Elizabeth Blackwell	1,223	13	94.08
QN	Q0301-PS 149-Christa McAuliffe	5,265	20	263.25
QN	Q0303-Lefrak City Apartments	3,746	17	220.35
QN	Q0304-PS 62-Chester Park	3,959	27	146.63
QN	Q0307-PS 146-Howard Beach	4,186	15	279.07
QN	Q0309-North Forest Park Library	815	14	58.21
QN	Q0310-PS 19-Marino Jeantet	5,852	24	243.83
QN	Q0314-PS 91-Richard Arkwright	4,102	21	195.33

Appendix Cont'd

County	Poll Site	Voters	Workers	Voters/Worker
QN	Q0315-PS 114-Belle Harbor	6,524	19	343.37
QN	Q0318-Queensbridge North Community Center	4,547	25	181.88
QN	Q0321-Redfern Community Center	1,594	12	132.83
RH	00067-IS 61 William A. Morris	5,480	17	322.35
RH	10006-Staten Island Tech HS	4,457	22	202.59
RH	10008-IS 75 Frank D. Paulo	7,628	25	305.12
RH	10010-PS 37	4,218	17	248.12
RH	10012-New Dorp High School	3,919	19	206.26
RH	10013-Saint Christophers Church	2,233	17	131.35
RH	10027-IS 2 George L. Egbert	3,896	18	216.44
RH	10181-PS 42 Eltingville	7,666	27	283.93
RH	10298-IS 72 Rocco Laurie	4,126	17	242.71
RH	10301-Olivet Presby Church	1,848	16	115.50
RH	10341-Cent Family Life Ctr	2,190	14	156.43
RH	10417-Holy Rosary Par. Ctr	5,049	26	194.19
RH	10574-PS 20 Port Richmond	1,889	14	134.93
RH	10596-PS 56 The Louis Desario School	5,609	29	193.41
RH	10634-PS 6 Corporal Allan F. Kivlehan School	4,538	20	226.90
RH	10636-PS 22 Graniteville	3,546	22	161.18
RH	10709-The Michael J. Petrides School - Building K Gymnasium	1,375	12	114.58
RH	10858-PS 58 Space Shuttle Columbia School	2,058	14	147.00
RH	11005-Summerfield UMC	4,116	20	205.80
RH	11012-South Beach Community Center	1,049	14	74.93
RH	11155-The Tides at Charleston	508	10	50.80
RH	11171-PS 65 The Academy of Innovative Learning	2,083	13	160.23
RH	11201-Castleton Hill Moravian Church	3,156	18	175.33
RH	11240-PS 14 Cornelius Vanderbilt	3,923	17	230.76
RH	11259-Richmond Terrace Community Center	1,145	12	95.42
RH	11292-All Saints Episcopal Church	3,993	15	266.20
RH	11426-Eltingville Lutheran Church	3,019	14	215.64
RH	11441-On Your Mark Inc.	2,306	15	153.73
RH	11480-PS/IS 48 William G. Wilcox School	4,874	20	243.70
RH	11505-Brighton Heights Reformed Church	2,998	21	142.76
RH	11595-Jerome Parker Campus CSI HS School	2,461	13	189.31
RH	11617-Moore Catholic High School	2,839	17	167.00
RH	11626-Saint Anthony's Church	1,756	15	117.07
RH	11639-Aspen Knolls Community Center	1,762	13	135.54
RH	11645-Richmond Town Library	2,125	10	212.50
RH	11646-Faith United Methodist Church	1,056	11	96.00
RH	11647-PS 62	5,013	21	238.71
RH	11648-Saint Christopher School	1,666	16	104.13
RH	11780-Our Lady Help Of Christians	4,934	23	214.52
RH	S0001-PS 57 Hubert H. Humphrey	5,945	20	297.25
RH	S0004-PS 54 Charles W. Leng	5,801	28	207.18
RH	S0006-IS 27 Anning S. Prall	3,311	18	183.94

County	Poll Site	Voters	Workers	Voters/Worker
RH	S0009-Cassidy / Lafayette Senior Center	1,068	11	97.09
RH	S0011-PS 69 Daniel D. Tompkins	5,173	27	191.59
RH	S0014-PS 29 Bardwell	1,936	16	121.00
RH	S0017-Cichon Post	3,232	18	179.56
RH	S0020-Stapleton Senior Center	1,313	14	93.79
RH	S0022-PS 13 M.L. Lindemeyer	5,528	22	251.27
RH	S0023-IS 51 Edwin Markham	3,826	18	212.56
RH	S0024-PS 36 Annex	2,058	13	158.31
RH	S0025-Berry Community Center	687	12	57.25
RH	S0026-IS 24 Myra S. Barnes	4,968	20	248.40
RH	S0029-PS 36 J.C. Drumgoole	4,220	17	248.24
RH	S0030-Todt Hill Community Center	763	13	58.69
RH	S0031-Staten Island School of Civic Leadership	5,224	21	248.76
RH	S0032-PS 23 Richmondtown	6,798	22	309.00
RH	S0034-PS 32 The Gifford School	5,340	15	356.00
RH	S0035-PS 53 Bay Terrace	4,380	18	243.33
RH	S0043-PS 52 John C. Thompson	4,526	22	205.73
RH	S0045-Susan E. Wagner High School	6,023	26	231.65
RH	S0046-Walker Park Club	1,157	15	77.13
RH	S0047-PS 11 Thomas Dongan School	3,801	18	211.17
RH	S0048-PS 55 Henry M. Boehm	6,992	24	291.33
RH	S0050-PS 31 William T. Davis	1,378	12	114.83
RH	S0052-PS 35 The Clove Valley School	4,331	22	196.86
RH	S0054-New Lane Shores	906	8	113.25
RH	S0055-Staten Island Academy	1,834	14	131.00
RH	S0056-PS 19 The Curtis School	3,213	17	189.00
RH	S0057-PS 44 Thomas C. Brown	5,101	25	204.04
RH	S0058-PS 16 John J. Driscoll	2,055	12	171.25
RH	S0059-PS 3 The Margaret Gioiosa School	6,101	24	254.21
RH	S0061-PS 40	1,940	11	176.36
RH	S0062-PS 50 Frank Hankinson	4,420	23	192.17
RH	S0071-PS 18 John G. Whittier	4,937	26	189.88
RH	S0072-IS 7 Elias Bernstein	3,029	18	168.28
RH	S0073-PS 8 Shirlee Solomon	4,541	22	206.41
RH	S0074-PS 60 Alice Austen	4,174	22	189.73
RH	S0075-PS 4 Maurice Wollin	4,895	19	257.63
RH	S0076-PS 39 Francis J. Murphy Jr.	4,778	25	191.12
RH	S0078-PS 30 Westerleigh	5,100	21	242.86

VOTERS PER WORKER

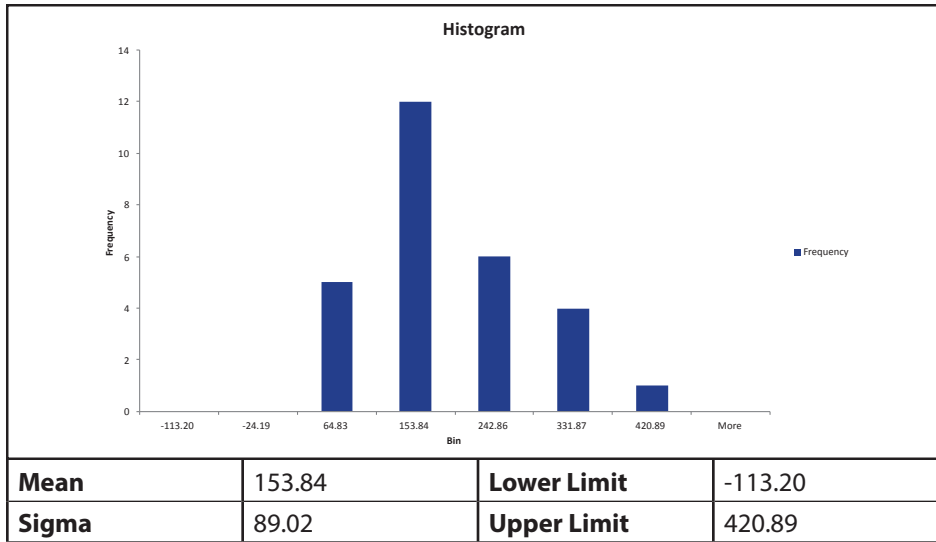
Special Election

City Council / District 45

05/14/2019

VOTERS PER WORKER

Special Election City Council / District 45 – 05/14/2019



County	Poll Site	Voters	Workers	Voters/Worker
KG	10040-Tilden HS	3,228	16	201.75
KG	10041-PS 235 Annex	2,276	20	113.80
KG	10216-Agudath Sr Ctr	2,183	19	114.89
KG	10326-St. Augustine's Episcopal Church	2,596	14	185.43
KG	10984-IS 395/PS 109	6,970	19	366.84
KG	11107-PS 244	1,857	15	123.80
KG	11230-The Joan Snow Pre-K Center	5,949	18	330.50
KG	11250-Midwood Public Library	900	19	47.37
KG	11417-Top Civic Ctr	4,946	20	247.30
KG	11431-Flatbush YMCA	3,014	24	125.58
KG	11454-Zvi Dov Roth Academy of Yeshiva Rambam	2,790	21	132.86
KG	11612-East Midwood Jewish Center	3,467	25	138.68
KG	11621-Brooklyn College Roosevelt Hall	7,771	28	277.54
KG	B0017-PS 181	5,950	28	212.50

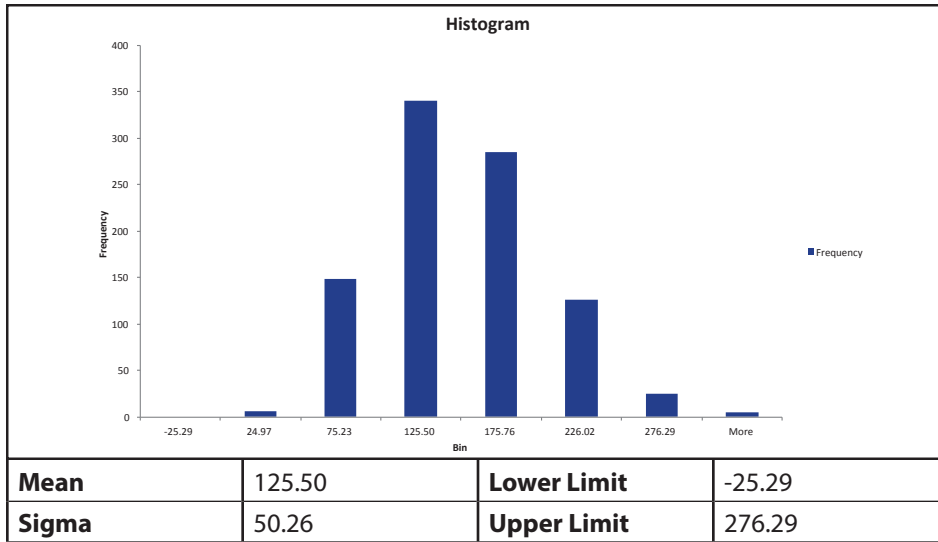
County	Poll Site	Voters	Workers	Voters/Worker
KG	B0020-PS 251	864	15	57.60
KG	B0071-Midwood Catholic Academy	3,457	24	144.04
KG	B0076-PS 197	536	19	28.21
KG	B0104-PS 269	9,683	39	248.28
KG	B0131-PS 152/PS 315	5,263	26	202.42
KG	B0144-PS 193	5,626	28	200.93
KG	B0217-James Madison HS	771	21	36.71
KG	B0255-PS 208	4,446	20	222.30
KG	B0282-Glenwood Comm. Ctr.	2,588	20	129.40
KG	B0380-St. Therese Of Lisieux	1,042	12	86.83
KG	B0387-PS 217	1,397	19	73.53
KG	B0388-PS 203	2,911	19	153.21
KG	B0394-Vanderveer Church United Methodist Church	929	13	71.46
KG	B0406-PS 222	643	19	33.84

VOTERS PER WORKER

Primary Election 2019

06/25/2019

VOTERS PER WORKER Primary Election 2019 – 06/25/2019



County	Poll Site	Voters	Workers	Voters/Worker
NY	00009-Bard H.S.E.C.- 97	2,743	19	144.37
NY	00016-JASA Community Center	560	12	46.67
NY	00019-HS Fashion Industry	691	14	49.36
NY	00025-PS 206	2,760	16	172.50
NY	00028-PS 52	7,636	42	181.81
NY	10099-Bayard Rustin High School	2,689	20	134.45
NY	10119-Lesbian And Gay Center	442	9	49.11
NY	10131-Prospect Tower	409	12	34.08
NY	10176-HS of Art & Design	7,203	59	122.08
NY	10205-Windsor Tower	909	13	69.92
NY	10237-John F Kennedy HS	1,797	15	119.80
NY	10241-Peter Cooper Village	2,132	17	125.41
NY	10251-YM & YWHA (Nagle Ave)	1,383	14	98.79
NY	10271-IS 218	744	8	93.00
NY	10275-Inwood Tower	1,486	13	114.31
NY	10279-Local 802	1,717	18	95.39
NY	10385-Carver Houses	1,106	13	85.08
NY	10392-One Lincoln Plaza	966	13	74.31
NY	10393-Rutgers House	1,516	21	72.19
NY	10404-Clinton Community Center	752	10	75.20
NY	10407-Henry Brooks Senior House	708	14	50.57
NY	10410-Theater For New City	748	13	57.54
NY	10428-National Council of Jewish Women New York Section	554	10	55.40
NY	10434-J K Onassis HS	1,115	10	111.50

County	Poll Site	Voters	Workers	Voters/Worker
NY	10445-Northern Man. Nur Hm	469	10	46.90
NY	10463-Baruch College Campus H.S	3,071	20	153.55
NY	10465-Fashion Institute of Technology	3,214	24	133.92
NY	10518-Dewitt Clinton Center	742	12	61.83
NY	10520-Gen Grant Houses(NYCHA)	432	6	72.00
NY	10527-Andrew Heiskell Library	1,426	18	79.22
NY	10537-Liberty High School	628	10	62.80
NY	10553-Renwick Gardens	2,507	20	125.35
NY	10726-River Place 1	1,086	14	77.57
NY	10744-School Of Co-op Education	2,168	16	135.50
NY	10746-PS 48	2,108	17	124.00
NY	10759-Armenian Church	1,595	18	88.61
NY	10768-Samuels Community Center	1,784	19	93.89
NY	10799-CUNY Graduate and University Center	607	7	86.71
NY	10926-Columbia Housing	738	16	46.13
NY	10928-Boricua College	1,594	11	144.91
NY	10932-Baruch College Vertical Campus	2,790	24	116.25
NY	10993-The Riverside Church of NY	606	12	50.50
NY	11161-PS 98	1,673	16	104.56
NY	11191-Unity Center	1,238	15	82.53
NY	11197-Boys & Girls Republic	1,355	18	75.28
NY	11220-Park West High School	2,562	33	77.64
NY	11260-PS 184M	3,109	32	97.16
NY	11261-Gregorio Luperon High School	1,561	12	130.08
NY	11263-21st Century Leadership Academy	5,312	30	177.07
NY	11265-River Crossing	1,885	13	145.00
NY	11287-NYU The Palladium	1,840	19	96.84
NY	11399-Southbridge Tower II	1,716	16	107.25
NY	11457-PS 59	4,196	34	123.41
NY	11474-Community Health Academy of The Heights	4,831	25	193.24
NY	11479-Castle Gardens	1,789	16	111.81
NY	11481-Elias Howe Primary School 51 Manhattan	3,004	22	136.55
NY	11482-Manhattanville Houses	1,229	15	81.93
NY	11483-Manhattanville Houses III	1,256	13	96.62
NY	11485-The River School/PS 281	1,095	15	73.00
NY	11486-Manhattanville Houses II	1,591	9	176.78
NY	11499-PS/MS 278	1,543	12	128.58
NY	11508-The Mirabal Sisters School	3,387	19	178.26
NY	11510-Columbia University Russ Berrie Medical Science Pavilion	645	6	107.50
NY	11511-The Alianza Dominicana Triangle Building	2,158	21	102.76
NY	11522-HCCI (Harlem Congregation for Community Improvement)	1,424	14	101.71
NY	11523-Stuyvesant Town IX	1,683	13	129.46
NY	11529-PS 452	93	10	9.30
NY	11530-Jackie Robinson Recreation Center (Parks)	1,733	17	101.94
NY	11532-PS 185/PS 208	930	16	58.13

Appendix Cont'd

County	Poll Site	Voters	Workers	Voters/Worker
NY	11533-Isaacs/Johnson Cornerstone	1,095	12	91.25
NY	11575-Fort Tryon Center for Rehabilitation & Nursing	1,862	15	124.13
NY	11577-The Manhattan Psychiatric Center (Meyer Building)	196	10	19.60
NY	11587-The Clinton School for Writers and Artists	2,404	21	114.48
NY	11590-Mary McLeod Bethune Gardens Community Center	755	15	50.33
NY	11592-JHS 56	2,023	17	119.00
NY	11609-Fort Washington Collegiate Church	3,890	25	155.60
NY	11615-53rd Street Library	1,168	14	83.43
NY	11620-George Washington High School	4,795	25	191.80
NY	11642-Dream Charter School	2,403	18	133.50
NY	11650-Church of the Holy Apostles	980	14	70.00
NY	11657-Lower East Side Girls Club	1,378	17	81.06
NY	11685-Taino Towers IV	2,716	16	169.75
NY	11690-Hamilton Madison House	3,435	25	137.40
NY	11692-Alfred E. Smith Recreation Center	937	9	104.11
NY	11739-The Vermeer	634	11	57.64
NY	11743-Cabrini Houses	2,083	17	122.53
NY	11747-HCCI (The David & Joyce Dinkins Gardens)	901	10	90.10
NY	11798-PS 340 (The Sixth Avenue Elementary School)	1,383	12	115.25
NY	M0002-Stuyvesant Town II	1,315	12	109.58
NY	M0011-Good Shepherd Church	1,316	11	119.64
NY	M0013-Norman Thomas High School	1,274	20	63.70
NY	M0023-PS 63	656	18	36.44
NY	M0024-PS 2 (Meyer London)	1,329	15	88.60
NY	M0026-PS 36	41	12	3.42
NY	M0027-PS 140	1,673	19	88.05
NY	M0028-Esplanade Gardens	2,899	19	152.58
NY	M0032-PS 72	2,836	17	166.82
NY	M0037-Associated Blind	2,445	21	116.43
NY	M0046-PS 130	1,480	24	61.67
NY	M0049-William O'Shea Campus	454	15	30.27
NY	M0053-Waterside Plaza	836	11	76.00
NY	M0063-158th & Riverside Drive Housing Co. Inc.	2,221	13	170.85
NY	M0064-Jackie Robinson Complex	1,902	18	105.67
NY	M0067-PS 7	3,275	19	172.37
NY	M0073-PS 20	982	20	49.10
NY	M0078-PS 198	5,016	45	111.47
NY	M0080-Village View Housing	1,729	16	108.06
NY	M0082-PS 153	9,085	54	168.24
NY	M0084-PS 57	3,459	21	164.71
NY	M0086-Stanley Isaacs Ctr	1,437	15	95.80
NY	M0091-Hamilton Hgts Terrace	722	13	55.54
NY	M0093-PS 132	2,601	14	185.79
NY	M0100-Church Heavenly Rest	931	12	77.58
NY	M0106-Washington Heights Academy (M366)	7,292	36	202.56

County	Poll Site	Voters	Workers	Voters/Worker
NY	M0108-1199 Housing	1,092	12	91.00
NY	M0111-PS 116	5,362	44	121.86
NY	M0114-1199 Housing III	990	12	82.50
NY	M0126-Vanderbilt YMCA	1,247	11	113.36
NY	M0128-PS 47(The ASL and English Lower School)	2,358	21	112.29
NY	M0134-PS 38 or 121	773	13	59.46
NY	M0140-PS/JHS 117	2,550	19	134.21
NY	M0142-PS 194	2,545	21	121.19
NY	M0144-Lincoln Square Neighborhood Center	2,072	19	109.05
NY	M0145-PS 189	2,835	18	157.50
NY	M0152-PS 199	893	11	81.18
NY	M0155-PS 33	7,362	41	179.56
NY	M0156-Stuyvesant Town IV	2,262	17	133.06
NY	M0159-Polo Ground Sr Ctr	1,569	13	120.69
NY	M0160-PS 46	2,267	19	119.32
NY	M0169-PS 173	9,777	38	257.29
NY	M0172-PS 134	854	14	61.00
NY	M0173-PS 102	3,796	21	180.76
NY	M0175-Gen Grant Houses IV	442	15	29.47
NY	M0178-East Midtown Plaza	2,912	19	153.26
NY	M0191-PS 15	2,684	15	178.93
NY	M0192-IS 70	3,170	20	158.50
NY	M0195-Penn South (Bldg 2B)	1,070	8	133.75
NY	M0198-Penn South (Bldg 8A)	1,706	12	142.17
NY	M0205-Seward Park IV	707	9	78.56
NY	M0212-M Plaza, L.P.	3,227	22	146.68
NY	M0223-PS 146	2,192	16	137.00
NY	M0231-PS 111	591	14	42.21
NY	M0232-PS 188 Or 196	2,110	26	81.15
NY	M0240-PS 28	4,204	30	140.13
NY	M0248-PS 192	2,926	31	94.39
NY	M0254-Isabella Geriatric Center	1,639	13	126.08
NY	M0255-PS 143	5,924	29	204.28
NY	M0259-Marble Hill Community Center	1,784	16	111.50
NY	M0262-Stuyvesant Town V	2,007	14	143.36
NY	M0278-River View Towers, Inc.	2,242	15	149.47
NY	M0287-Holy Rood Church	2,398	15	159.87
NY	M0288-PS 34	2,501	15	166.73
NY	M0290-Masaryk Towers	1,942	19	102.21
NY	M0300-K'Hal Adath Jeshurun	2,203	20	110.15
NY	M0302-PS 152	5,438	26	209.15
NY	M0303-Ft Washington Serv For Eld/Riverstone Senior Life Services	6,991	34	205.62
NY	M0313-Int'l Pre-School	1,338	19	70.42
NY	M0319-Rafael Hernandez Houses	619	16	38.69
NY	M0324-3333 Broadway	2,909	19	153.11

Appendix Cont'd

County	Poll Site	Voters	Workers	Voters/Worker
NY	M0334-Village East Towers	2,059	15	137.27
KG	00038-PS 252 JHS	5,121	31	165.19
KG	00039-PS 206	2,775	29	95.69
KG	00043-Friends Field	1,087	11	98.82
KG	00045-Wayside Comm Center	353	13	27.15
KG	00046-IS 228	1,845	23	80.22
KG	00048-PS 52	2,519	35	71.97
KG	00049-Wyckoff Gardens Comm Ctr	3,514	18	195.22
KG	00050-PS 95	1,505	15	100.33
KG	10039-Kings Bay Public Library	419	12	34.92
KG	10040-Tilden HS	2,751	16	171.94
KG	10041-PS 235 Annex	1,897	15	126.47
KG	10043-Unity Plaza Comm Ctr	2,452	16	153.25
KG	10045-Crown Heights Public Library	878	13	67.54
KG	10046-Homecrest Public Library	248	8	31.00
KG	10047-JASA Comm Ctr	515	7	73.57
KG	10048-PS 329	2,598	16	162.38
KG	10051-Borough Park Public Library	1,051	11	95.55
KG	10052-Telecommunications HS	3,011	25	120.44
KG	10053-PS 377	1,282	14	91.57
KG	10054-IS 291	1,410	5	282.00
KG	10058-IS 390/MS 334/MS 354	4,060	17	238.82
KG	10062-St. Brendan Senior Apartments L.P.	1,704	15	113.60
KG	10068-Boulevard Comm Ctr	989	10	98.90
KG	10114-Ridgewood Sr Center	2,348	15	156.53
KG	10122-Youth Center	2,455	32	76.72
KG	10123-Boro Park YM-YWHA	2,696	16	168.50
KG	10158-Ft Hamilton Public Library	791	11	71.91
KG	10160-JASA Sr Ctr	1,558	12	129.83
KG	10168-West End Gardens	1,035	19	54.47
KG	10172-Sr Center	866	12	72.17
KG	10187-Chavis Apartments	824	12	68.67
KG	10216-Agudath Sr Ctr	2,329	20	116.45
KG	10217-St. Marks School	1,432	17	84.24
KG	10247-RBSCC Sr Ctr	1,640	10	164.00
KG	10253-IS 88	4,429	24	184.54
KG	10254-McGuinness Sr Ctr	5,377	25	215.08
KG	10256-Vollies Memorial Hall	747	14	53.36
KG	10258-Goodwin Sr Ctr	1,442	9	160.22
KG	10286-Vetro Apts Ten Assoc	1,307	14	93.36
KG	10295-Marlborough Gardens	2,230	13	171.54
KG	10319-Kings Bay YM-YWHA	2,004	20	100.20
KG	10325-Stuyvesant Gardens II	1,704	9	189.33
KG	10326-St. Augustine's Episcopal Church	2,159	17	127.00
KG	10333-IS 14	2,562	24	106.75

County	Poll Site	Voters	Workers	Voters/Worker
KG	10366-Mary D's Housing for Seniors	2,519	9	279.89
KG	10437-PS 6	5,380	31	173.55
KG	10443-Stuy-Park Houses	1,136	13	87.38
KG	10450-PS 22	4,345	17	255.59
KG	10470-St. Thomas Sr Ctr	1,558	11	141.64
KG	10550-PS 207 Annex Early Childhood Ctr	3,431	35	98.03
KG	10551-Clara Barton Voc HS	2,881	20	144.05
KG	10556-Plaza Sr Ctr	1,494	11	135.82
KG	10557-Brooklyn Museum	4,326	20	216.30
KG	10580-Taylor Wythe Comm Ctr	5,837	30	194.57
KG	10597-Old Boys HS	3,526	20	176.30
KG	10598-MS 2	2,443	13	187.92
KG	10672-Palm Gardens	537	13	41.31
KG	10674-Kings Adult Center	1,327	15	88.47
KG	10678-The Waterford on the Bay	318	12	26.50
KG	10681-Dr. Susan McKinney	2,406	15	160.40
KG	10682-Linden Gardens	1,467	14	104.79
KG	10718-Barzola's Palace	3,179	24	132.46
KG	10784-PS 69	404	11	36.73
KG	10785-Cornerstone Sr Hsng	2,639	14	188.50
KG	10788-O'Dwyer Community Center	1,552	10	155.20
KG	10839-Evergreen Troutman	1,696	9	188.44
KG	10842-Buena Vida Residence	1,936	12	161.33
KG	10857-Marlboro Comm Ctr	3,010	20	150.50
KG	10931-Noll Street Apartments	3,921	20	196.05
KG	10933-PS 66 IS	1,693	14	120.93
KG	10964-Rheingold Gardens	1,057	10	105.70
KG	10966-St. Francis Church De Paola	2,614	11	237.64
KG	10967-PS 156 IS	4,664	28	166.57
KG	10984-IS 395/PS 109	5,706	27	211.33
KG	11011-PS 397	1,459	11	132.64
KG	11107-PS 244	4,160	20	208.00
KG	11118-Flatbush Park Jewish Center	3,637	23	158.13
KG	11148-Regina Pacis Housing	1,633	15	108.87
KG	11149-Bishop Boardman Apts	1,083	9	120.33
KG	11150-Caton Park NH	2,804	21	133.52
KG	11170-Sephardic Comm Ctr	1,496	10	149.60
KG	11175-PS 682	2,731	23	118.74
KG	11187-Crown Heights Apts	2,218	15	147.87
KG	11188-Brooklyn Borough Hall	3,318	22	150.82
KG	11190-Penny Yates Apts	1,692	12	141.00
KG	11203-Sr, Lucian Senior Apartments,LP	1,451	4	362.75
KG	11229-Friends of Crown Heights	4,430	18	246.11
KG	11230-The Joan Snow Pre-K Center	4,995	29	172.24
KG	11231-Medgar Evers	4,073	21	193.95

Appendix Cont'd

County	Poll Site	Voters	Workers	Voters/Worker
KG	11237-PS 65	3,003	22	136.50
KG	11244-Downstate SUNY Medical Ctr	759	9	84.33
KG	11245-PS 971	749	15	49.93
KG	11246-PS 896	1,318	17	77.53
KG	11248-Ocean Hill Comm Ctr	1,871	13	143.92
KG	11249-Cortelyou Public Library	647	9	71.89
KG	11250-Midwood Public Library	1,262	16	78.88
KG	11251-Park Slope Armory YMCA	3,740	18	207.78
KG	11269-Mapleton Public Library	1,076	14	76.86
KG	11280-IS 324	2,388	12	199.00
KG	11286-Carroll Gardens Public Library	1,446	7	206.57
KG	11293-Polish Slavic Culture Center	3,051	13	234.69
KG	11374-Kappa V Campus	3,043	31	98.16
KG	11382-PS 264	4,465	25	178.60
KG	11385-PS 310	1,060	17	62.35
KG	11386-Farragut Comm Ctr	3,480	22	158.18
KG	11405-New Lots Public Library	827	10	82.70
KG	11406-Williamsburg Comm Ctr	3,122	15	208.13
KG	11407-Macon Public Library	2,481	15	165.40
KG	11408-Kensington Public Library	505	13	38.85
KG	11409-Kings Highway Public Library	462	11	42.00
KG	11410-Sunset Park HS	2,301	16	143.81
KG	11411-Park Slope Public Library	1,397	12	116.42
KG	11412-Flatbush Public Library	987	15	65.80
KG	11413-Bushwick Public Library	1,170	9	130.00
KG	11414-Willoughby Sr Ctr	2,288	10	228.80
KG	11417-Top Civic Ctr	5,651	31	182.29
KG	11418-Lenox Road Baptist Church	3,757	21	178.90
KG	11419-St. Edmund Preparatory HS	613	13	47.15
KG	11420-Our Lady of Perpetual Help	4,669	29	161.00
KG	11421-IS 391	4,202	26	161.62
KG	11424-District 20 Pre K Ctr.	896	11	81.45
KG	11427-New Jerusalem United Methodist Church	1,516	12	126.33
KG	11428-Liberty Houses	753	14	53.79
KG	11429-Kingsboro 7th Day Adventist	3,747	19	197.21
KG	11430-Raices Times Plaza Senior Center	2,577	9	286.33
KG	11431-Flatbush YMCA	2,445	19	128.68
KG	11432-Brooklyn Prospect Charter School	3,187	15	212.47
KG	11433-PS 89	3,557	22	161.68
KG	11440-Joseph A Miccio Community Center	1,778	19	93.58
KG	11442-Carmine Carro Community Center	1,825	24	76.04
KG	11444-Ozzie Wilson Residences Senior Housing	1,436	12	119.67
KG	11445-Hope Gardens Youth Community Center	2,274	16	142.13
KG	11446-New Hope Family Worship	2,507	14	179.07
KG	11447-Betsy Head Pool	1,716	18	95.33

County	Poll Site	Voters	Workers	Voters/Worker
KG	11448-Tilden Community Center	2,270	19	119.47
KG	11449-Christ Church Bay Ridge	2,788	19	146.74
KG	11450-Seth Low Senior Center	2,876	27	106.52
KG	11452-Bishop Ford	3,454	17	203.18
KG	11454-Zvi Dov Roth Academy of Yeshiva Rambam	1,781	19	93.74
KG	11471-PS 331	2,687	23	116.83
KG	11472-Temple Shalom of Flatbush	1,117	10	111.70
KG	11476-Fenimore United Meth. Church	3,798	18	211.00
KG	11477-Boys and Girls High School	1,512	13	116.31
KG	11478-Moffat Gardens	701	12	58.42
KG	11488-Fort Hamilton Senior Center	3,315	19	174.47
KG	11492-PS 398	5,164	32	161.38
KG	11493-Marlboro Memorial Post	1,647	18	91.50
KG	11501-Community Board 12	1,207	14	86.21
KG	11515-Marien-Heim of Sunset Park	3,681	16	230.06
KG	11521-Merkaz Community Center	1,262	15	84.13
KG	11535-Science Skills Center HS	684	10	68.40
KG	11537-PS 12	4,616	19	242.95
KG	11543-Spring Creek Educational Campus	2,173	19	114.37
KG	11564-Belmont Gardens II	718	9	79.78
KG	11566-Ingersoll Community Center	5,166	37	139.62
KG	11591-Atlantic Terminal Community Center	2,190	15	146.00
KG	11593-St. Rocco's Church	1,392	9	154.67
KG	11605-Marjorie Richardson Court	1,876	15	125.07
KG	11608-Herkimer Residence	1,735	7	247.86
KG	11610-Lafayette Gardens Comm. Ctr.	1,098	13	84.46
KG	11612-East Midwood Jewish Center	2,362	27	87.48
KG	11621-Brooklyn College Roosevelt Hall	5,833	32	182.28
KG	11624-St. Francis College	3,376	14	241.14
KG	11625-Cadman Towers 2	766	7	109.43
KG	11629-PAL-Wynn Center	2,649	13	203.77
KG	11630-Central Brooklyn Public Library	2,067	16	129.19
KG	11633-Saratoga Village	1,850	11	168.18
KG	11644-Van Dyke Community Ctr.	4,042	22	183.73
KG	11675-Quincy Senior Residences	2,227	17	131.00
KG	11734-IL Centro (Fiao)	2,593	22	117.86
KG	11735-Carey Gardens Community Ctr.	2,879	19	151.53
KG	11752-Cypress Hills Sr Housing Residences	1,611	10	161.10
KG	11793-PS 889	1,026	14	73.29
KG	11794-PS/IS 437	2,482	15	165.47
KG	11795-Flatbush Tompkins Congregational Church	4,355	19	229.21
KG	11797-Coney Island Prep H.S.	1,313	15	87.53
KG	11801-Congregation Beit Hillel of Flatlands	4,255	23	185.00
KG	11807-Christ Fellowship Baptist Church	739	11	67.18
KG	11808-Weeksville Heritage Center	1,063	12	88.58

Appendix Cont'd

County	Poll Site	Voters	Workers	Voters/Worker
KG	11809-Bushwick United Methodist Church	1,877	10	187.70
KG	B0001-PS 230	2,897	26	111.42
KG	B0002-Transit Tech HS	1,851	16	115.69
KG	B0003-IS 293	2,697	17	158.65
KG	B0010-PS 28	3,091	21	147.19
KG	B0011-Cadman Towers	2,494	17	146.71
KG	B0012-PS 18	1,668	14	119.14
KG	B0014-PS 272	5,754	32	179.81
KG	B0016-PS 26 New	2,454	17	144.35
KG	B0017-PS 181	5,570	32	174.06
KG	B0018-PS 167	3,168	27	117.33
KG	B0019-PS 105	1,670	16	104.38
KG	B0020-PS 251	6,488	33	196.61
KG	B0022-PS 219	4,055	21	193.10
KG	B0023-PS 279	3,781	15	252.07
KG	B0024-PS 276	4,412	31	142.32
KG	B0026-PS 114	4,276	29	147.45
KG	B0027-PS 250	4,672	27	173.04
KG	B0030-PS 189	1,477	12	123.08
KG	B0033-PS 99	3,733	22	169.68
KG	B0034-PS 256	5,225	23	227.17
KG	B0035-Independence Towers Senior Center	3,072	15	204.80
KG	B0037-Crown Gardens Community Center	1,688	14	120.57
KG	B0042-PS 176	1,742	18	96.78
KG	B0046-PS 335	2,494	18	138.56
KG	B0048-PS 195	1,095	16	68.44
KG	B0055-PS 155	1,870	18	103.89
KG	B0056-Patrick E Gorman Housing Co Inc.	1,650	19	86.84
KG	B0057-IS 162	2,074	11	188.55
KG	B0058-PS 229	2,761	19	145.32
KG	B0059-PS 346	4,080	23	177.39
KG	B0060-Bay Academy-IS 98	1,136	18	63.11
KG	B0061-JHS 258	4,251	17	250.06
KG	B0062-Jimerson Houses	742	14	53.00
KG	B0067-William Maxwell HS	1,262	14	90.14
KG	B0069-St. Cecilia	3,846	23	167.22
KG	B0074-Achievement First East New York Middle School	2,199	13	169.15
KG	B0075-PS 243	2,205	13	169.62
KG	B0076-PS 197	2,167	22	98.50
KG	B0077-Ed R Murrow HS	1,720	19	90.53
KG	B0079-Canarsie HS	5,850	30	195.00
KG	B0080-New Utrecht HS	2,455	31	79.19
KG	B0081-PS 238	2,687	17	158.06
KG	B0086-PS 163	1,924	22	87.45
KG	B0087-PS 56 New	3,370	15	224.67

County	Poll Site	Voters	Workers	Voters/Worker
KG	B0088-PS 120	1,686	14	120.43
KG	B0089-PS 282	5,555	30	185.17
KG	B0090-PS 321	3,967	24	165.29
KG	B0092-PS 254	1,989	21	94.71
KG	B0093-JHS 50	5,622	27	208.22
KG	B0094-PS 97	2,202	24	91.75
KG	B0096-PS 234 IS	3,394	32	106.06
KG	B0098-IS 394	2,436	15	162.40
KG	B0101-Hope Gardens Sr Ctr	2,949	16	184.31
KG	B0103-PS 54 New	2,216	15	147.73
KG	B0104-PS 269	7,945	34	233.68
KG	B0106-PS 153	1,822	12	151.83
KG	B0107-Brooklyn Tech HS	3,718	18	206.56
KG	B0109-PS 108	829	9	92.11
KG	B0110-PS 179	4,109	25	164.36
KG	B0112-PS 196	2,084	13	160.31
KG	B0113-PS 17	4,294	22	195.18
KG	B0117-PS 59	3,226	15	215.07
KG	B0119-IS 71 -Juan Morel Campos	7,260	32	226.88
KG	B0120-Atlantic Towers	1,525	13	117.31
KG	B0121-PS 178	1,479	12	123.25
KG	B0125-St. Columba's Church	931	13	71.62
KG	B0126-PS 20	6,110	34	179.71
KG	B0131-PS 152/PS 315	6,809	38	179.18
KG	B0133-John Jay HS	4,586	33	138.97
KG	B0134-PS 270	5,293	37	143.05
KG	B0135-PS 73	2,640	13	203.08
KG	B0136-PS 384	3,691	22	167.77
KG	B0141-William E. Grady CTE High School	1,993	10	199.30
KG	B0142-PS 84	4,387	21	208.90
KG	B0144-PS 193	3,776	27	139.85
KG	B0146-PS 286	1,554	18	86.33
KG	B0147-PS 277	1,109	14	79.21
KG	B0149-Bay Ridge Air Rights	508	9	56.44
KG	B0152-Water View Tower	389	12	32.42
KG	B0155-L. H. Pink Houses Community Center	3,254	18	180.78
KG	B0157-PS 184	1,973	13	151.77
KG	B0158-Contello Towers#2	396	16	24.75
KG	B0159-Warbasse Bldg 4	517	9	57.44
KG	B0161-Warbasse Bldg 3	1,071	9	119.00
KG	B0163-PS 304	4,484	24	186.83
KG	B0165-Warbasse Bldg 1C	514	11	46.73
KG	B0166-Urban Assembly School for Law & Justice	2,186	20	109.30
KG	B0167-PS 90	2,136	15	142.40
KG	B0169-Trump Village Bldg 5B1	479	5	95.80

Appendix Cont'd

County	Poll Site	Voters	Workers	Voters/Worker
KG	B0170-Trump Village Bldg 6A	549	8	68.63
KG	B0172-Trump Village Bldg 7A	1,692	13	130.15
KG	B0176-Edmonds Center (IS 113)	3,287	15	219.13
KG	B0177-PS 161	4,086	29	140.90
KG	B0179-IS 292	869	9	96.56
KG	B0182-Haber House	709	12	59.08
KG	B0185-PS 1	2,028	21	96.57
KG	B0186-PS 93	3,172	20	158.60
KG	B0187-PS 261	4,796	29	165.38
KG	B0189-PS 132	2,435	14	173.93
KG	B0190-Williams Center	1,231	6	205.17
KG	B0191-PS 19	4,952	27	183.41
KG	B0193-PS 328	2,561	18	142.28
KG	B0195-PS 58	3,207	18	178.17
KG	B0196-Shorefront YM-YWHA	2,832	20	141.60
KG	B0197-PS 188	4,889	29	168.59
KG	B0198-IS 302	2,229	17	131.12
KG	B0203-Seacoast Towers	711	9	79.00
KG	B0205-JHS 51	5,526	29	190.55
KG	B0207-Bay Ridge Towers	276	9	30.67
KG	B0208-PS 216	1,409	20	70.45
KG	B0211-PS 150	723	15	48.20
KG	B0212-PS 8	3,428	16	214.25
KG	B0216-PS 133	3,752	26	144.31
KG	B0217-James Madison HS	2,438	30	81.27
KG	B0223-PS 158	2,886	21	137.43
KG	B0225-PS 61 IS	3,956	25	158.24
KG	B0226-Bushwick Campus	2,845	17	167.35
KG	B0227-PS 134	416	8	52.00
KG	B0228-PS 136 JHS	640	7	91.43
KG	B0234-PS 11 NEW	4,367	19	229.84
KG	B0235-PS 164	1,586	10	158.60
KG	B0236-PS 223 IS	3,318	26	127.62
KG	B0237-JHS 126	4,958	20	247.90
KG	B0238-PS 29	5,197	19	273.53
KG	B0241-Sr Citizen Club	1,276	16	79.75
KG	B0242-PS 169	3,376	10	337.60
KG	B0243-PS 131	2,548	25	101.92
KG	B0245-Trump Village Bldg 3A	1,172	11	106.55
KG	B0246-Hugh Gilroy Sr Ctr	545	15	36.33
KG	B0247-PS 38	1,812	14	129.43
KG	B0249-Trump Village Bldg 4A	538	10	53.80
KG	B0250-PS 320/PS 375	7,543	44	171.43
KG	B0252-Vandalia Ctr	3,613	25	144.52
KG	B0253-PS 192	1,971	8	246.38

County	Poll Site	Voters	Workers	Voters/Worker
KG	B0254-Cypress Hills Comm Ctr	2,926	18	162.56
KG	B0255-PS 208	3,752	24	156.33
KG	B0256-PS 220 JHS	1,745	13	134.23
KG	B0257-Bushwick/Hylan Ctr	1,991	14	142.21
KG	B0258-Bedford Village School (PS 3)	6,457	25	258.28
KG	B0260-PS/IS 262	5,764	22	262.00
KG	B0261-Brightwater's Comm Room	768	7	109.71
KG	B0262-PS 94	2,156	17	126.82
KG	B0263-PS 401	2,552	14	182.29
KG	B0265-PS 753/Brooklyn School for Career Development	2,557	12	213.08
KG	B0266-PS 160	1,671	10	167.10
KG	B0267-PS 10	3,501	21	166.71
KG	B0271-PS 235	2,875	22	130.68
KG	B0272-IS 171	5,359	31	172.87
KG	B0273-PS 121	1,611	14	115.07
KG	B0274-Warbasse Houses Bldg 5C	638	7	91.14
KG	B0275-PS 23	3,943	22	179.23
KG	B0277-PS 13	3,916	23	170.26
KG	B0279-PS/IS 180	2,941	16	183.81
KG	B0282-Glenwood Comm. Ctr.	2,667	27	98.78
KG	B0284-PS 190	2,687	17	158.06
KG	B0286-PS 257	2,190	12	182.50
KG	B0287-Division Housing (Village Comm Rm)	1,402	13	107.85
KG	B0288-PS 506/503/314	3,002	16	187.63
KG	B0289-PS 226	2,685	24	111.88
KG	B0291-PS 92	5,829	33	176.64
KG	B0292-PS 48	1,087	18	60.39
KG	B0293-MS 678 (PS 72)	2,325	15	155.00
KG	B0294-PS 142 JHS	5,095	26	195.96
KG	B0300-PS 227 JHS	3,168	31	102.19
KG	B0301-PS 205	2,416	24	100.67
KG	B0302-Linden Plaza Preservation Bldg 5	2,115	19	111.32
KG	B0303-PS 135	2,456	14	175.43
KG	B0304-PS 127	1,479	10	147.90
KG	B0305-PS 130	1,926	15	128.40
KG	B0306-IS 33	3,736	24	155.67
KG	B0307-PS 62 JHS	4,343	31	140.10
KG	B0312-PS 15 New	2,704	20	135.20
KG	B0313-PS 312	2,940	18	163.33
KG	B0314-PS 170	3,151	27	116.70
KG	B0315-Breukelen Community Center	3,170	17	186.47
KG	B0317-IS 246	4,291	24	178.79
KG	B0320-IS 259	2,780	16	173.75
KG	B0321-Linden Plaza Preservation Bldg 3	2,200	13	169.23
KG	B0323-PS 316	5,605	26	215.58

Appendix Cont'd

County	Poll Site	Voters	Workers	Voters/Worker
KG	B0324-Apt. House	530	9	58.89
KG	B0325-PS 224	1,476	12	123.00
KG	B0326-Cooper Ctr	1,511	8	188.88
KG	B0328-PS 446	2,482	18	137.89
KG	B0331-PS 138	2,556	17	150.35
KG	B0332-PS 186	2,173	18	120.72
KG	B0333-PS 151	2,862	15	190.80
KG	B0336-Linden Plaza Preservation Bldg 2	1,583	17	93.12
KG	B0337-PS 221	3,878	25	155.12
KG	B0338-PS 309	2,154	18	119.67
KG	B0339-PS 9 New	4,272	23	185.74
KG	B0340-PS 274	3,258	17	191.65
KG	B0343-PS 201 JHS	3,906	21	186.00
KG	B0345-PS 204	1,006	10	100.60
KG	B0346-PS 5 New	4,424	30	147.47
KG	B0348-Fort Hamilton HS	1,512	14	108.00
KG	B0349-PS 128	3,887	31	125.39
KG	B0354-PS 157	1,869	11	169.91
KG	B0355-PS 185	3,612	17	212.47
KG	B0357-Marien Heim Community Center	1,248	15	83.20
KG	B0362-PS 289	3,543	21	168.71
KG	B0363-Shore Hill Housing	3,637	21	173.19
KG	B0365-Erasmus Hall HS	5,458	22	248.09
KG	B0367-PS 273	2,554	15	170.27
KG	B0369-Saratoga Square Sr Ctr	2,016	16	126.00
KG	B0371-PS 68 JHS	6,447	30	214.90
KG	B0372-PS 306	3,537	23	153.78
KG	B0374-PS/IS 202	2,271	12	189.25
KG	B0375-IS 96	2,875	22	130.68
KG	B0376-PS 81	3,240	21	154.29
KG	B0378-IS 187	982	18	54.56
KG	B0379-PS 233	3,220	21	153.33
KG	B0380-St. Therese Of Lisieux	870	12	72.50
KG	B0382-PS 177	2,932	29	101.10
KG	B0383-PS 194	2,309	18	128.28
KG	B0384-PS 209	2,678	32	83.69
KG	B0386-PS 249	6,215	29	214.31
KG	B0387-PS 217	4,851	33	147.00
KG	B0388-PS 203	4,922	27	182.30
KG	B0390-PS 115	7,005	34	206.03
KG	B0391-PS 91	2,110	14	150.71
KG	B0394-Vanderveer Church United Methodist Church	761	11	69.18
KG	B0396-PS 27	2,189	17	128.76
KG	B0406-PS 222	2,237	16	139.81
QN	00055-International Tower Senior Center	1,287	13	99.00

County	Poll Site	Voters	Workers	Voters/Worker
QN	00056-PS 303-Academy for Excellence	1,331	13	102.38
QN	00058-PS 16-Nancy DeBenedittis School	1,988	14	142.00
QN	00060-Forest Hills HS	2,442	26	93.92
QN	00062-PS 196-Grand Central Parkway	2,222	22	101.00
QN	00063-PS 47-Chris Galas	651	12	54.25
QN	10134-IS 227	2,660	16	166.25
QN	10135-PS 29-Queens	1,531	17	90.06
QN	10162-Queens Library at Kew Gardens Hills	1,161	14	82.93
QN	10185-Queens Library at Lefferts	1,367	13	105.15
QN	10198-Flushing House Resident Adult	1,259	15	83.93
QN	10199-Evelyn & Lou Grn Res	2,098	11	190.73
QN	10201-Florence E Smith Community Center	2,870	15	191.33
QN	10203-St. Sebastian's Catholic Academy	5,659	44	128.61
QN	10206-St Nicholas of Tolentine	2,726	29	94.00
QN	10208-Thomas A. Edison HS	4,885	34	143.68
QN	10220-Holy Cross Church	1,640	20	82.00
QN	10221-PS 223-Lyndon B. Johnson	6,936	38	182.53
QN	10225-Hillcrest HS	585	11	53.18
QN	10287-Young Israel of Far Rockaway	3,049	22	138.59
QN	10343-Boulevard Gardens	790	15	52.67
QN	10453-PS 7-Louis F. Simeone	3,382	29	116.62
QN	10509-PS 15-Jackie Robinson	2,817	18	156.50
QN	10560-PS 79-Francis Lewis	2,647	30	88.23
QN	10561-PS 78	1,187	15	79.13
QN	10566-Renaissance Charter School	3,256	22	148.00
QN	10585-Greater Ridgewood Youth Center	2,650	19	139.47
QN	10589-IS 5-Walter Crowley Intermediate School	704	15	46.93
QN	10590-Allen AME Senior Center	1,838	12	153.17
QN	10608-PS 212	3,418	25	136.72
QN	10609-IS 230	2,091	30	69.70
QN	10691-Parker J Institute	541	13	41.62
QN	10698-Catherine Sheridan House	868	12	72.33
QN	10731-PS 222-Christopher A.Santora School	5,073	34	149.21
QN	10732-PS 58-School of Heroes	2,189	21	104.24
QN	10733-PS 92-Harry T.Stewart Sr.	2,461	17	144.76
QN	10734-MS 137-America's School of Heroes	1,330	12	110.83
QN	10735-PS 161-Arthur Ashe School	5,213	39	133.67
QN	10736-Young Womens Leadership School-Queens	671	13	51.62
QN	10737-Taiwan Center	771	11	70.09
QN	10738-St. Albans Congregational Church	3,573	21	170.14
QN	10815-VFW Post 150	780	12	65.00
QN	10819-Grace Houses	1,661	16	103.81
QN	10843-Queens Library at Forest Hills	1,345	18	74.72
QN	10844-Hillcrest Jewish Center	1,756	20	87.80
QN	10861-PS / IS 270-Gordon Parks School	7,987	42	190.17

Appendix Cont'd

County	Poll Site	Voters	Workers	Voters/Worker
QN	10862-PS 239	3,155	17	185.59
QN	10864-PS 234	5,113	40	127.83
QN	10929-Merrick Park Baptist Church	3,125	24	130.21
QN	10961-PS 254-Rosa Parks School	1,913	21	91.10
QN	10962-VFW Post 885	2,176	12	181.33
QN	11041-Mary's Nativity Church	2,600	25	104.00
QN	11104-IS 59-Springfield Gardens	6,153	35	175.80
QN	11110-Immaculate Conception Church	2,477	26	95.27
QN	11112-Information Technology H. S.	2,737	17	161.00
QN	11135-New York Irish Center	689	8	86.13
QN	11152-PS 244-Active Learning Elementary School	2,356	23	102.43
QN	11157-PS 305-Learners & Leaders	2,701	13	207.77
QN	11158-PS 306-NYC Academy for Discovery	2,612	21	124.38
QN	11159-Elmhurst Campus HS	2,774	21	132.10
QN	11164-PS 295	853	14	60.93
QN	11182-Frank Sinatra HS	3,915	26	150.58
QN	11186-Christ Tabernacle Church	1,973	17	116.06
QN	11189-Woodside Library	733	11	66.64
QN	11239-St. Margaret's RC Church	899	13	69.15
QN	11258-Arverne Pilgrim Church	1,550	16	96.88
QN	11284-The Vallone Family Senior Residence	1,340	9	148.89
QN	11369-First Baptist Church Of East Elmhurst	4,997	28	178.46
QN	11371-The Korean Church Of Queens	3,233	21	153.95
QN	11372-Seaside Library	1,185	9	131.67
QN	11388-PS 48 William Wordsworth	2,902	23	126.17
QN	11436-St. Albans Library	1,776	14	126.86
QN	11438-Maspeth High School	1,676	19	88.21
QN	11458-Holy Trinity Parish Church	4,445	26	170.96
QN	11490-Academy of the City Charter School	1,535	14	109.64
QN	11498-Church of the Nazarene	2,128	17	125.18
QN	11509-Samaritan/Woodside Sr. Center	2,111	15	140.73
QN	11528-PS 290 - Academy for Scholars	847	6	141.17
QN	11597-High School for Construction Trades	2,830	25	113.20
QN	11611-Aguilar Gardens Community Room	1,535	16	95.94
QN	11628-Hunter's Point Community Middle School	2,176	12	181.33
QN	11632-Queens Library at Elmhurst	1,201	12	100.08
QN	11635-Corona Arts and Sciences Academy	1,247	14	89.07
QN	11636-High School for Arts and Business	1,461	20	73.05
QN	11637-PS 111 - Jacob Blackwell	1,284	14	91.71
QN	11640-NORC Program Community Room	476	9	52.89
QN	11652-Ridgewood YMCA	1,816	15	121.07
QN	11653-PS 361 - The Woodside Community School	2,112	16	132.00
QN	11654-PS 316 - Queens Explorers Elementary	1,289	11	117.18
QN	11655-Boys and Girls Club of Metro Queens	1,814	13	139.54
QN	11668-IS 78 - Middle School	1,185	12	98.75

County	Poll Site	Voters	Workers	Voters/Worker
QN	11681-Queens Library at Ridgewood	748	10	74.80
QN	11686-PS/MS 42 - Robert Vernam School	2,475	14	176.79
QN	11687-PS/IS 314	1,473	21	70.14
QN	11688-PS 182 Samantha Smith	2,536	22	115.27
QN	11742-PS 377	1,220	8	152.50
QN	11745-The Center at Maple Grove	701	9	77.89
QN	11767-Queens Library at Lefrak City	1,845	14	131.79
QN	11805-Our Lady of Hope Catholic Academy	1,644	15	109.60
QN	11837-PS 376	3,477	21	165.57
QN	Q0004-Dayton Tower West 10200	1,948	13	149.85
QN	Q0005-PS 34-John Harvard	7,532	39	193.13
QN	Q0006-St. Leo Catholic Academy	1,222	11	111.09
QN	Q0007-MS 53 / IS 53 -Brian Piccolo	1,791	15	119.40
QN	Q0009-PS 14-Fairview	2,146	14	153.29
QN	Q0011-PS 108-Captain Vincent G. Fowler	2,902	22	131.91
QN	Q0012-JHS 8-Richard S. Grossley	6,165	32	192.66
QN	Q0013-PS 40-Samuel Huntington	3,824	24	159.33
QN	Q0015-IS 192-The Linden	2,780	15	185.33
QN	Q0016-PS 100-Glen Morris	4,878	26	187.62
QN	Q0017-PS 140-Edward K. Ellington	3,880	25	155.20
QN	Q0023-PS 176	2,629	11	239.00
QN	Q0025-JHS 226-Virgil I. Grissom	7,556	47	160.77
QN	Q0028-PS 121-Queens	4,743	28	169.39
QN	Q0029-PS 354 - The STEM Institute of Queens	3,373	18	187.39
QN	Q0032-PS 129-Patricia Larkin	2,832	24	118.00
QN	Q0033-PS 124-Osmond A Church	1,789	17	105.24
QN	Q0035-JASA Brookdale Village Senior Ctr.	1,276	13	98.15
QN	Q0036-PS 55-Maure	2,726	18	151.44
QN	Q0039-MS 72-Catherine & Count Basie	4,034	23	175.39
QN	Q0040-Bland Community Center	1,979	17	116.41
QN	Q0042-PS 164	3,853	19	202.79
QN	Q0044-JHS 202-Robert H. Goddard	2,442	14	174.43
QN	Q0045-PS 171-Peter G. Van Alst	3,966	28	141.64
QN	Q0047-PS 142-Queens Transition Center /Queens Academy	5,758	28	205.64
QN	Q0048-PS 20-John Bowne	4,467	41	108.95
QN	Q0049-Springfield Garden-Excelsior Preparatory HS	5,986	29	206.41
QN	Q0050-PS 50-Talfourd Lawn Elementary School	3,894	27	144.22
QN	Q0051-PS 219-Paul Klapper	2,260	24	94.17
QN	Q0052-JHS 189-Daniel Carter Beard	2,823	31	91.06
QN	Q0053-IS 231-Magnetech 2000	3,413	23	148.39
QN	Q0056-JHS 185-Edward Bleeker	3,858	35	110.23
QN	Q0057-PS 181-Brookfield	3,711	20	185.55
QN	Q0062-PS 193-Alfred J. Kennedy	4,196	33	127.15
QN	Q0063-PS 22-Thomas Jefferson	2,107	20	105.35
QN	Q0064-PS 232-Lindenwood	3,878	31	125.10

Appendix Cont'd

County	Poll Site	Voters	Workers	Voters/Worker
QN	Q0071-August Martin HS	3,034	22	137.91
QN	Q0073-PS 168 JHS	1,292	19	68.00
QN	Q0074-PS 163-Flushing Heights	2,061	21	98.14
QN	Q0076-PS 207-Rockwood Park	1,721	13	132.38
QN	Q0077-PS 209-Clearview Gardens	1,097	15	73.13
QN	Q0079-PS 184-Flushing Manor	3,407	24	141.96
QN	Q0082-PS 107-Thomas A Dooley	3,379	28	120.68
QN	Q0084-PS 80-Thurgood Marshall Magnet	4,911	27	181.89
QN	Q0085-PS 32-State Street	2,202	20	110.10
QN	Q0086-PS 173-Fresh Meadows	3,486	26	134.08
QN	Q0087-PS 52-Queens	3,904	28	139.43
QN	Q0088-PS 95-Eastwood	3,521	25	140.84
QN	Q0089-PS 37-Cynthia Jenkins School	1,382	12	115.17
QN	Q0090-PS 169-Bell Academy	5,088	44	115.64
QN	Q0092-PS 36-Saint Albans School	4,682	25	187.28
QN	Q0093-PS 178-Holliswood	2,266	21	107.90
QN	Q0096-PS 118-Lorraine Hansberry	7,268	39	186.36
QN	Q0097-PS 35-Nathaniel Woodhull	5,537	37	149.65
QN	Q0098-PS 26-Rufus King	4,309	29	148.59
QN	Q0099-PS 101-School in the Gardens	4,068	34	119.65
QN	Q0100-PS 130	1,047	16	65.44
QN	Q0102-PS 162-John Golden	2,918	25	116.72
QN	Q0105-PS 134-Hollis	5,987	34	176.09
QN	Q0106-Blessed Trinity Church	1,286	15	85.73
QN	Q0108-Andrew Jackson HS	6,410	33	194.24
QN	Q0109-PS 135-Bellaire School	3,729	32	116.53
QN	Q0111-Queensview Inc.	2,099	21	99.95
QN	Q0112-PS 122-Mamie Fay	4,836	26	186.00
QN	Q0113-Grover Cleveland H.S.	1,443	9	160.33
QN	Q0115-PS 31-Bayside	1,973	27	73.07
QN	Q0116-JHS 109-Jean Nuzzi Intermediate School	5,403	32	168.84
QN	Q0117-PS 41-Crocheron	1,704	18	94.67
QN	Q0118-PS 147-Ronald McNair	2,685	15	179.00
QN	Q0119-PS 188-Kingsbury	3,066	26	117.92
QN	Q0121-PS 84-Steinway	3,418	19	179.89
QN	Q0124-PS 85-Judge Charles Vallone	8,869	49	181.00
QN	Q0125-Martin Van Buren HS	2,755	29	95.00
QN	Q0126-PS 213-Carl Ullman School	709	14	50.64
QN	Q0127-PS 133-Queens	2,624	21	124.95
QN	Q0128-PS 112-Dutch Kills	3,526	24	146.92
QN	Q0129-PS 186-Castlewood	2,883	27	106.78
QN	Q0130-PS 138-Sunrise	4,612	34	135.65
QN	Q0131-PS 195-William Haberle	4,357	21	207.48
QN	Q0132-PS 104-Bays Water	2,910	19	153.16
QN	Q0134-Lexington School	3,733	29	128.72

County	Poll Site	Voters	Workers	Voters/Worker
QN	Q0136-North Shore Towers	1,223	12	101.92
QN	Q0139-PS 17-Henry David Thoreau	3,326	24	138.58
QN	Q0140-PS 70-Queens	7,340	45	163.11
QN	Q0142-PS 214-Cadwallader Colden	2,704	27	100.15
QN	Q0144-Bayside HS	1,898	18	105.44
QN	Q0145-PS 166-Henry Gradstein	4,003	29	138.03
QN	Q0147-IS 145-Joseph Pulitzer	4,872	36	135.33
QN	Q0148-PS 152-Gwendoline N.Alleyne School	2,235	26	85.96
QN	Q0149-Latimer Gardens Community Center	1,584	15	105.60
QN	Q0151-IS 25-Adrien Block	3,022	27	111.93
QN	Q0152-PS 143-Louis Armstrong	2,927	21	139.38
QN	Q0155-Ravenswood Community Center	1,949	14	139.21
QN	Q0158-St Andrews Avellino School	1,627	18	90.39
QN	Q0159-PS 76-William Hallet	651	10	65.10
QN	Q0160-MS 333-Goldie Maple Academy	1,526	12	127.17
QN	Q0166-PS 199-Maurice A. Fitzgerald	4,073	28	145.46
QN	Q0168-PS 150-Queens	2,373	19	124.89
QN	Q0169-PS 98-Douglaston School	2,059	20	102.95
QN	Q0171-Astoria Community Center	2,332	13	179.38
QN	Q0174-PS 94-David D. Porter	1,067	14	76.21
QN	Q0175-PS 12-James B. Colgate	1,584	22	72.00
QN	Q0176-PS 105-The Bay School	953	12	79.42
QN	Q0177-Goodwill Apartments	651	11	59.18
QN	Q0178-Beach 41st Street Community Center	1,922	14	137.29
QN	Q0180-Queen of Angels Parish Center	4,601	30	153.37
QN	Q0181-Queens Botanical Gardens	2,052	17	120.71
QN	Q0182-Rosenthal Senior Center	2,589	26	99.58
QN	Q0184-IS 125-Thom J. McCann Woodside	4,523	38	119.03
QN	Q0185-IS 237	1,180	13	90.77
QN	Q0188-Newtown HS	2,598	18	144.33
QN	Q0191-IS 61-Leonardo Da Vinci	2,600	18	144.44
QN	Q0193-JHS 67-Louis Pasteur	1,442	16	90.13
QN	Q0197-PS 215 - Lucretia Mott	4,702	29	162.14
QN	Q0198-PS 11-Kathryn Phelan	1,986	18	110.33
QN	Q0199-PS 13-Clement C. Moore	2,942	21	140.10
QN	Q0200-PS 102-Bayview	2,318	21	110.38
QN	Q0201-PS 177	1,897	19	99.84
QN	Q0202-Benjamin N. Cardozo HS	1,745	24	72.71
QN	Q0203-Ocean Village	1,448	12	120.67
QN	Q0205-PS 120-Queens	1,824	20	91.20
QN	Q0206-Francis Lewis HS	943	14	67.36
QN	Q0209-Big Six Towers, Inc.	1,461	17	85.94
QN	Q0210-PS 81-Jean Paul Richter	4,013	23	174.48
QN	Q0211-PS 153-Maspeth Elem	2,737	22	124.41
QN	Q0213-PS 88-Seneca	2,871	25	114.84

Appendix Cont'd

County	Poll Site	Voters	Workers	Voters/Worker
QN	Q0215-Fairview Owners Corp.	379	12	31.58
QN	Q0216-PS 206-Horace Harding School	2,887	34	84.91
QN	Q0217-PS 187/811Q	2,687	22	122.14
QN	Q0219-PS 220-Edward Mandel	2,187	18	121.50
QN	Q0220-PS 71	1,006	10	100.60
QN	Q0222-JHS 157-Stephen A Halsey	3,123	31	100.74
QN	Q0225-PS 175-Lynn Gross Discovery School	2,772	30	92.40
QN	Q0226-PS 46-Alley Pond	2,836	23	123.30
QN	Q0227-PS 174-William Sidney Mount	1,650	14	117.86
QN	Q0228-PS 201-Discovery School for Inquiry & Research	2,508	18	139.33
QN	Q0232-PS 229-Emanuel Kaplan	3,376	24	140.67
QN	Q0233-PS 87-Middle Village	1,555	13	119.62
QN	Q0234-JHS 190-Russell Sage	4,710	36	130.83
QN	Q0237-PS 128-Lorraine Tuzzo,Juniper Valley Elementary	1,996	19	105.05
QN	Q0238-IS 73-Frank Sansivieri	1,901	17	111.82
QN	Q0239-MS 200-Pomonok School & Star Academy	3,270	26	125.77
QN	Q0240-PS 165-Edith K. Bergtraum	3,086	23	134.17
QN	Q0243-Ocean Point	590	11	53.64
QN	Q0245-Immaculate Conception Center	1,470	12	122.50
QN	Q0246-Dayton Towers East 7400	902	12	75.17
QN	Q0247-IS 119-The Glendale	1,122	14	80.14
QN	Q0248-PS 154-Queens	3,644	33	110.42
QN	Q0249-PS 2	1,907	12	158.92
QN	Q0250-PS 205-Alexander Graham Bell	2,915	25	116.60
QN	Q0251-PS 69-Jackson Heights	5,818	43	135.30
QN	Q0252-Meadowbrook Apartments	530	10	53.00
QN	Q0254-PS 49-Dorothy Bonawit Kole	3,612	28	129.00
QN	Q0256-Creedmoor Hospital	333	14	23.79
QN	Q0257-PS 115-Glen Oaks	2,892	27	107.11
QN	Q0258-Dayton Beach Park 8200	795	11	72.27
QN	Q0260-Hammel Comm Center	881	12	73.42
QN	Q0261-PS 64-Joseph P. Addabbo	5,707	36	158.53
QN	Q0262-PS 99-Kew Gardens	5,575	43	129.65
QN	Q0264-Forest Park Coop	710	14	50.71
QN	Q0266-JHS 217-Robert A. Van Wyck	3,603	26	138.58
QN	Q0269-Briarwood Library	759	12	63.25
QN	Q0270-PS 117-J.Keld / Briarwood School	2,858	21	136.10
QN	Q0271-PS 191-Mayflower	4,347	28	155.25
QN	Q0272-PS 89-Elmhurst	4,109	33	124.52
QN	Q0273-PS 97-Forest Park	4,549	30	151.63
QN	Q0274-Dayton Beach Park 8600	805	11	73.18
QN	Q0275-PS 54-Hillside	3,278	32	102.44
QN	Q0276-PS 56-Harry Eichler	2,071	24	86.29
QN	Q0277-PS 18-Winchester	1,953	17	114.88
QN	Q0278-PS 90-Horace Mann	2,766	21	131.71

County	Poll Site	Voters	Workers	Voters/Worker
QN	Q0279-Hilltop Village Coop	2,234	16	139.63
QN	Q0280-PS./I.S. 113 Anthony J. Pranzo	1,788	17	105.18
QN	Q0282-PS 82-Hammond	2,654	31	85.61
QN	Q0288-Central Library	1,924	21	91.62
QN	Q0291-PS 63-Old South	1,282	15	85.47
QN	Q0294-PS 60-Woodhaven	4,706	34	138.41
QN	Q0295-PS 33-Edward M. Funk	3,452	23	150.09
QN	Q0296-Peninsula Library	1,009	14	72.07
QN	Q0298-PS 144-Col. Jeromus Remsen	2,807	30	93.57
QN	Q0299-PS 139-Rego Park	4,913	48	102.35
QN	Q0300-JHS 210-Elizabeth Blackwell	836	12	69.67
QN	Q0301-PS 149-Christa McAuliffe	3,772	22	171.45
QN	Q0303-Lefrak City Apartments	2,910	17	171.18
QN	Q0304-PS 62-Chester Park	2,705	27	100.19
QN	Q0307-PS 146-Howard Beach	1,736	16	108.50
QN	Q0309-North Forest Park Library	418	11	38.00
QN	Q0310-PS 19-Marino Jeantet	4,146	31	133.74
QN	Q0314-PS 91-Richard Arkwright	2,077	17	122.18
QN	Q0315-PS 114-Belle Harbor	3,009	23	130.83
QN	Q0318-Queensbridge North Community Center	3,702	29	127.66
QN	Q0321-Redfern Community Center	1,294	13	99.54
RH	00067-IS 61 William A. Morris	2,694	18	149.67
RH	10006-Staten Island Tech HS	1,731	22	78.68
RH	10008-IS 75 Frank D. Paulo	2,302	25	92.08
RH	10010-PS 37	1,471	17	86.53
RH	10012-New Dorp High School	1,552	20	77.60
RH	10013-Saint Christophers Church	894	15	59.60
RH	10023-Saint Paul's United Methodist Church	552	12	46.00
RH	10027-IS 2 George L. Egbert	1,447	15	96.47
RH	10181-PS 42 Eltingville	2,591	29	89.34
RH	10298-IS 72 Rocco Laurie	1,846	19	97.16
RH	10301-Olivet Presby Church	917	14	65.50
RH	10341-Cent Family Life Ctr	1,573	16	98.31
RH	10417-Holy Rosary Par. Ctr	2,158	24	89.92
RH	10574-PS 20 Port Richmond	1,326	12	110.50
RH	10596-PS 56 The Louis Desario School	1,751	23	76.13
RH	10634-PS 6 Corporal Allan F. Kivlehan School	1,173	17	69.00
RH	10636-PS 22 Graniteville	2,147	18	119.28
RH	10709-The Michael J. Petrides School - Building K Gymnasium	520	10	52.00
RH	10858-PS 58 Space Shuttle Columbia School	934	14	66.71
RH	11005-Summerfield UMC	3,151	21	150.05
RH	11012-South Beach Community Center	633	13	48.69
RH	11155-The Tides at Charleston	146	8	18.25
RH	11171-PS 65 The Academy of Innovative Learning	1,357	11	123.36
RH	11201-Castleton Hill Moravian Church	1,186	19	62.42

Appendix Cont'd

County	Poll Site	Voters	Workers	Voters/Worker
RH	11240-PS 14 Cornelius Vanderbilt	2,808	16	175.50
RH	11259-Richmond Terrace Community Center	845	11	76.82
RH	11292-All Saints Episcopal Church	1,571	19	82.68
RH	11426-Eltingville Lutheran Church	1,060	15	70.67
RH	11441-On Your Mark Inc.	1,431	16	89.44
RH	11480-PS/IS 48 William G. Wilcox School	1,884	21	89.71
RH	11505-Brighton Heights Reformed Church	2,180	18	121.11
RH	11595-Jerome Parker Campus CSI HS School	1,107	12	92.25
RH	11617-Moore Catholic High School	1,216	19	64.00
RH	11626-Saint Anthony's Church	665	14	47.50
RH	11639-Aspen Knolls Community Center	726	13	55.85
RH	11645-Richmond Town Library	656	11	59.64
RH	11646-Faith United Methodist Church	620	12	51.67
RH	11647-PS 62	1,550	18	86.11
RH	11648-Saint Christopher School	571	15	38.07
RH	11780-Our Lady Help Of Christians	804	16	50.25
RH	S0001-PS 57 Hubert H. Humphrey	4,377	23	190.30
RH	S0004-PS 54 Charles W. Leng	2,784	23	121.04
RH	S0006-IS 27 Anning S. Prall	1,597	13	122.85
RH	S0009-Cassidy / Lafayette Senior Center	717	10	71.70
RH	S0011-PS 69 Daniel D. Tompkins	2,197	19	115.63
RH	S0014-PS 29 Bardwell	788	15	52.53
RH	S0017-Cichon Post	1,971	15	131.40
RH	S0020-Stapleton Senior Center	1,055	13	81.15
RH	S0022-PS 13 M.L. Lindemeyer	2,709	21	129.00
RH	S0023-IS 51 Edwin Markham	1,498	18	83.22
RH	S0024-PS 36 Annex	636	11	57.82
RH	S0025-Berry Community Center	502	9	55.78
RH	S0026-IS 24 Myra S. Barnes	1,502	15	100.13
RH	S0029-PS 36 J.C. Drumgoole	1,247	15	83.13
RH	S0030-Todt Hill Community Center	644	12	53.67
RH	S0031-Staten Island School of Civic Leadership	3,149	21	149.95
RH	S0032-PS 23 Richmondtown	2,334	22	106.09
RH	S0034-PS 32 The Gifford School	1,807	16	112.94
RH	S0035-PS 53 Bay Terrace	1,507	17	88.65
RH	S0043-PS 52 John C. Thompson	1,616	18	89.78
RH	S0045-Susan E. Wagner High School	2,862	28	102.21
RH	S0046-Walker Park Club	685	13	52.69
RH	S0047-PS 11 Thomas Dongan School	1,420	20	71.00
RH	S0048-PS 55 Henry M. Boehm	2,095	20	104.75
RH	S0050-PS 31 William T. Davis	1,066	11	96.91
RH	S0052-PS 35 The Clove Valley School	2,189	17	128.76
RH	S0054-New Lane Shores	457	7	65.29
RH	S0055-Staten Island Academy	465	14	33.21
RH	S0056-PS 19 The Curtis School	2,060	14	147.14

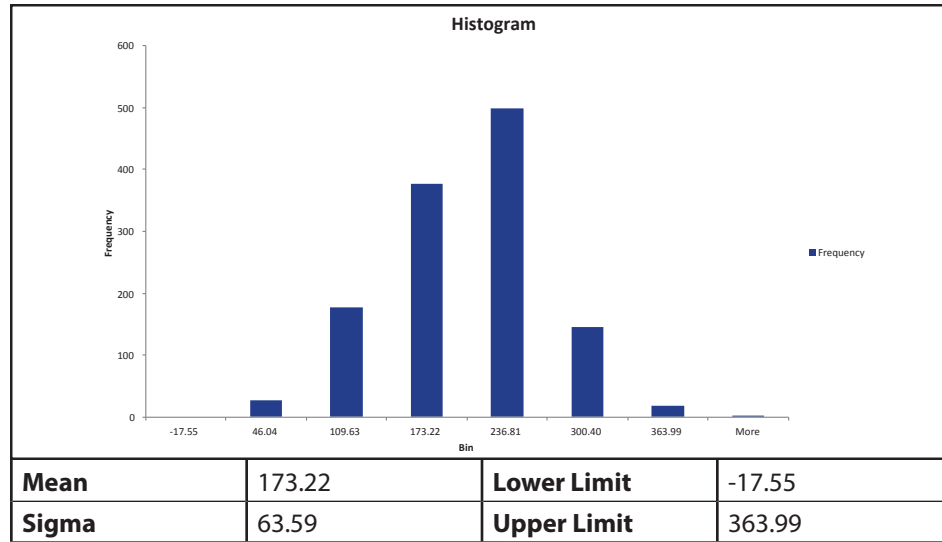
County	Poll Site	Voters	Workers	Voters/Worker
RH	S0057-PS 44 Thomas C. Brown	3,562	26	137.00
RH	S0058-PS 16 John J. Driscoll	1,369	15	91.27
RH	S0059-PS 3 The Margaret Gioiosa School	1,675	21	79.76
RH	S0061-PS 40	1,293	12	107.75
RH	S0062-PS 50 Frank Hankinson	1,452	27	53.78
RH	S0071-PS 18 John G. Whittier	3,403	24	141.79
RH	S0072-IS 7 Elias Bernstein	823	12	68.58
RH	S0073-PS 8 Shirlee Solomon	1,486	21	70.76
RH	S0074-PS 60 Alice Austen	1,748	20	87.40
RH	S0075-PS 4 Maurice Wollin	2,164	18	120.22
RH	S0076-PS 39 Francis J. Murphy Jr.	2,060	20	103.00
RH	S0078-PS 30 Westerleigh	2,183	24	90.96

VOTERS PER WORKER

General Election 2019

11/05/2019

VOTERS PER WORKER General Election 2019 – 11/05/2019



County	Poll Site	Voters	Workers	Voters/Worker
NY	00001-Coler Hospital	370	13	28.46
NY	00007-PS 751	3,497	19	184.05
NY	00009-Bard H.S.E.C.- 97	3,442	19	181.16
NY	00012-Frank McCourt HS	12,430	46	270.22
NY	00013-Westbeth Housing	3,931	12	327.58
NY	00016-JASA Community Center	3,854	16	240.88
NY	00019-HS Fashion Industry	1,026	13	78.92
NY	00025-PS 206	3,582	14	255.86
NY	00028-PS 52	9,656	35	275.89
NY	10099-Bayard Rustin High School	3,865	19	203.42
NY	10119-Lesbian And Gay Center	4,342	18	241.22
NY	10131-Prospect Tower	733	12	61.08
NY	10139-Sirovich Senior Center	3,983	22	181.05
NY	10142-Campos Community Center	5,124	27	189.78
NY	10147-UTACPT	1,583	11	143.91
NY	10148-Pelham Fritz Recreation Center	2,492	17	146.59
NY	10176-HS of Art & Design	16,314	61	267.44
NY	10205-Windsor Tower	1,598	13	122.92
NY	10222-PS 234 (Independence)	8,750	37	236.49
NY	10237-John F Kennedy HS	2,226	17	130.94
NY	10241-Peter Cooper Village	3,376	15	225.07
NY	10251-YM & YWHA (Nagle Ave)	1,771	13	136.23
NY	10261-Hunter College	4,776	11	434.18
NY	10271-IS 218	988	12	82.33

County	Poll Site	Voters	Workers	Voters/Worker
NY	10275-Inwood Tower	1,943	14	138.79
NY	10279-Local 802	2,550	18	141.67
NY	10297-Seward Park I	548	9	60.89
NY	10306-Seward Park II	541	9	60.11
NY	10307-Seward Park III	626	10	62.60
NY	10308-East River Housing I	559	12	46.58
NY	10309-East River Housing II	944	14	67.43
NY	10385-Carver Houses	1,496	11	136.00
NY	10392-One Lincoln Plaza	1,640	9	182.22
NY	10393-Rutgers House	2,077	17	122.18
NY	10401-Lenox Hill Neighborhood House	5,615	22	255.23
NY	10404-Clinton Community Center	1,128	11	102.55
NY	10405-Wadleigh High School	8,748	36	243.00
NY	10407-Henry Brooks Senior House	859	12	71.58
NY	10410-Theater For New City	4,815	28	171.96
NY	10428-National Council of Jewish Women New York Section	851	12	70.92
NY	10432-Church of St Paul & St Andrew	3,055	17	179.71
NY	10433-Max Meltzer Community Center	1,208	13	92.92
NY	10434-J K Onassis HS	1,874	13	144.15
NY	10438-Marseilles LLC	1,339	14	95.64
NY	10440-Oberia Dempsey Center	2,709	11	246.27
NY	10445-Northern Man. Nur Hm	597	9	66.33
NY	10463-Baruch College Campus H.S	5,624	22	255.64
NY	10465-Fashion Institute of Technology	5,342	23	232.26
NY	10516-St Anthony's Church	7,865	31	253.71
NY	10517-PS 217	4,657	21	221.76
NY	10518-Dewitt Clinton Center	2,058	13	158.31
NY	10520-Gen Grant Houses(NYCHA)	1,450	13	111.54
NY	10522-Gen Grant Houses II	1,677	13	129.00
NY	10523-Gen Grant Houses III	816	11	74.18
NY	10524-Yeshiva University-Cardozo School of Law	2,005	13	154.23
NY	10527-Andrew Heiskell Library	2,529	17	148.76
NY	10537-Liberty High School	938	12	78.17
NY	10547-NYU Wash Square Village 2	1,199	12	99.92
NY	10548-NYU Wash Square Village 3	1,275	11	115.91
NY	10553-Renwick Gardens	3,814	18	211.89
NY	10569-West Side High School	10,657	141	75.58
NY	10576-Kurt & Leah Apts	1,730	12	144.17
NY	10577-PS 89	4,031	18	223.94
NY	10593-Master Apartments	722	12	60.17
NY	10611-HS For Leadership	6,191	21	294.81
NY	10612-Confucius Plaza	3,426	24	142.75
NY	10620-Metro Council on Jewish Poverty	2,774	15	184.93
NY	10657-Residential Building	1,114	10	111.40
NY	10710-Red Oak Apartments	4,729	21	225.19

Appendix Cont'd

County	Poll Site	Voters	Workers	Voters/Worker
NY	10726-River Place 1	4,737	20	236.85
NY	10744-School Of Co-op Education	2,979	17	175.24
NY	10746-PS 48	2,850	23	123.91
NY	10750-Rutgers Presbyterian	1,706	11	155.09
NY	10759-Armenian Church	3,633	19	191.21
NY	10760-St Nicholas Sr Ctr	2,658	13	204.46
NY	10768-Samuels Community Center	5,338	25	213.52
NY	10799-CUNY Graduate and University Center	2,026	11	184.18
NY	10831-Marymount Manhattan College	1,553	11	141.18
NY	10837-Holy Trinity Cathedral	8,420	34	247.65
NY	10927-Antler Apartments	1,621	12	135.08
NY	10928-Boricua College	1,958	13	150.62
NY	10932-Baruch College Vertical Campus	5,383	25	215.32
NY	10943-Towers On The Park	1,513	11	137.55
NY	10958-Continental East	976	10	97.60
NY	10981-The Riverside Rehabilitation Center	1,343	10	134.30
NY	10993-The Riverside Church of NY	2,943	20	147.15
NY	11095-Eleanor Roosevelt HS	1,470	10	147.00
NY	11119-Clinton Senior Center	1,084	11	98.55
NY	11161-PS 98	2,143	14	153.07
NY	11169-Martin Luther King Jr. Comm. Ctr.	2,821	16	176.31
NY	11191-Unity Center	3,730	18	207.22
NY	11193-NYU Alumni Hall	851	9	94.56
NY	11194-MS 114	6,385	27	236.48
NY	11197-Boys & Girls Republic	2,640	20	132.00
NY	11220-Park West High School	6,757	33	204.76
NY	11225-PS 276	4,083	16	255.19
NY	11255-UASBYW	3,770	16	235.63
NY	11260-PS 184M	4,039	29	139.28
NY	11261-Gregorio Luperon High School	1,901	11	172.82
NY	11263-21st Century Leadership Academy	6,551	25	262.04
NY	11265-River Crossing	2,450	15	163.33
NY	11270-Grace United Methodist Church	2,917	19	153.53
NY	11287-NYU The Palladium	5,368	25	214.72
NY	11399-Southbridge Tower II	5,079	26	195.35
NY	11457-PS 59	8,674	46	188.57
NY	11474-Community Health Academy of The Heights	5,897	27	218.41
NY	11479-Castle Gardens	2,240	15	149.33
NY	11481-Elias Howe Primary School 51 Manhattan	6,505	30	216.83
NY	11482-Manhattanville Houses	1,565	12	130.42
NY	11483-Manhattanville Houses III	1,550	11	140.91
NY	11485-The River School/PS 281	3,928	19	206.74
NY	11486-Manhattanville Houses II	1,961	10	196.10
NY	11489-Bonifacio Cora Texidor Housing for the Elderly	1,469	12	122.42
NY	11499-PS/MS 278	1,995	15	133.00

County	Poll Site	Voters	Workers	Voters/Worker
NY	11508-The Mirabal Sisters School	4,113	19	216.47
NY	11510-Columbia University Russ Berrie Medical Science Pavilion	786	9	87.33
NY	11511-The Alianza Dominicana Triangle Building	2,676	19	140.84
NY	11514-Henry J. Carter	2,170	11	197.27
NY	11517-Wyatt T. Walker Senior Housing	1,713	12	142.75
NY	11518-Salvation Army Harlem Temple Corps Community Center	2,748	13	211.38
NY	11522-HCCI (Harlem Congregation for Community Improvement)	1,731	14	123.64
NY	11523-Stuyvesant Town IX	2,523	13	194.08
NY	11524-Lira Apartments	2,008	9	223.11
NY	11529-PS 452	5,588	27	206.96
NY	11530-Jackie Robinson Recreation Center (Parks)	2,165	16	135.31
NY	11532-PS 185/PS 208	4,886	20	244.30
NY	11533-Isaacs/Johnson Cornerstone	2,775	13	213.46
NY	11575-Fort Tryon Center for Rehabilitation & Nursing	2,387	16	149.19
NY	11577-The Manhattan Psychiatric Center (Meyer Building)	304	11	27.64
NY	11587-The Clinton School for Writers and Artists	6,425	134	47.95
NY	11590-Mary McLeod Bethune Gardens Community Center	879	16	54.94
NY	11592-JHS 56	3,506	111	31.59
NY	11604-EM Moore Housing for the Elderly	1,829	13	140.69
NY	11609-Fort Washington Collegiate Church	5,018	24	209.08
NY	11615-53rd Street Library	2,702	13	207.85
NY	11620-George Washington High School	5,814	125	46.51
NY	11622-Morningside Heights Housing	909	12	75.75
NY	11634-St. Jean Baptiste High School	6,535	27	242.04
NY	11641-The Balton	1,915	13	147.31
NY	11642-Dream Charter School	3,098	16	193.63
NY	11650-Church of the Holy Apostles	1,392	10	139.20
NY	11657-Lower East Side Girls Club	1,870	17	110.00
NY	11683-Church of the Holy Trinity	2,960	14	211.43
NY	11685-Taino Towers IV	3,354	17	197.29
NY	11690-Hamilton Madison House	5,031	23	218.74
NY	11692-Alfred E. Smith Recreation Center	1,375	10	137.50
NY	11736-Jewish Community Center (Harlem)	954	10	95.40
NY	11739-The Vermeer	895	11	81.36
NY	11740-SUNY Global	661	9	73.44
NY	11743-Cabrini Houses	2,416	13	185.85
NY	11747-HCCI (The David & Joyce Dinkins Gardens)	1,068	12	89.00
NY	11748-B'nai Jeshurun	3,928	16	245.50
NY	11763-The New School	1,448	9	160.89
NY	11796-MS 297	5,701	22	259.14
NY	11798-PS 340 (The Sixth Avenue Elementary School)	2,095	8	261.88
NY	11870-M.S. Houses	2,271	11	206.45
NY	11872-Bernie Wohl Center	2,180	12	181.67
NY	M0002-Stuyvesant Town II	1,939	12	161.58
NY	M0011-Good Shepherd Church	1,762	10	176.20

Appendix Cont'd

County	Poll Site	Voters	Workers	Voters/Worker
NY	M0012-Civil Court	2,207	16	137.94
NY	M0013-Norman Thomas High School	4,518	20	225.90
NY	M0014-Find Aid For Aged (Hargrave)	3,817	18	212.06
NY	M0018-PS 169	10,951	43	254.67
NY	M0019-PS 41	10,869	38	286.03
NY	M0023-PS 63	3,249	14	232.07
NY	M0024-PS 2 (Meyer London)	2,839	18	157.72
NY	M0026-PS 36	2,827	12	235.58
NY	M0027-PS 140	4,293	24	178.88
NY	M0028-Esplanade Gardens	3,202	17	188.35
NY	M0032-PS 72	3,794	15	252.93
NY	M0037-Associated Blind	3,669	24	152.88
NY	M0039-YM & YWHA (Lex. Ave)	2,295	16	143.44
NY	M0041-Lincoln Towers	860	10	86.00
NY	M0043-Find Aid For Aged (Hamilton)	3,700	21	176.19
NY	M0044-PS 87	6,472	26	248.92
NY	M0046-PS 130	4,123	27	152.70
NY	M0049-William O'Shea Campus	5,111	21	243.38
NY	M0050-PS 158	10,966	45	243.69
NY	M0051-PS 133	3,693	20	184.65
NY	M0053-Waterside Plaza	1,270	11	115.45
NY	M0057-Lincoln Towers II	2,000	11	181.82
NY	M0063-158th & Riverside Drive Housing Co. Inc.	2,678	14	191.29
NY	M0064-Jackie Robinson Complex	5,268	111	47.46
NY	M0067-PS 7	4,121	18	228.94
NY	M0068-Lincoln Towers III	1,146	10	114.60
NY	M0070-1619 3rd Avenue	1,609	10	160.90
NY	M0072-PS 163	11,789	44	267.93
NY	M0073-PS 20	3,945	22	179.32
NY	M0078-PS 198	11,145	46	242.28
NY	M0080-Village View Housing	2,572	11	233.82
NY	M0081-PS 175	8,409	130	64.68
NY	M0082-PS 153	11,317	56	202.09
NY	M0083-Knickerbocker Plaza	5,793	27	214.56
NY	M0084-PS 57	4,449	17	261.71
NY	M0086-Stanley Isaacs Ctr	1,880	15	125.33
NY	M0088-Mott Street Sr Ctr	1,677	14	119.79
NY	M0091-Hamilton Hgts Terrace	907	13	69.77
NY	M0093-PS 132	3,418	15	227.87
NY	M0100-Church Heavenly Rest	3,076	18	170.89
NY	M0105-Harlem Renaissance HS	1,669	12	139.08
NY	M0106-Washington Heights Academy (M366)	8,885	33	269.24
NY	M0107-Lincoln Towers VI	634	8	79.25
NY	M0108-1199 Housing	1,335	12	111.25
NY	M0111-PS 116	9,398	123	76.41

County	Poll Site	Voters	Workers	Voters/Worker
NY	M0114-1199 Housing III	1,201	13	92.38
NY	M0121-Drew Hamilton Houses	6,139	23	266.91
NY	M0122-Riverton Apts	1,638	10	163.80
NY	M0126-Vanderbilt YMCA	2,307	11	209.73
NY	M0128-PS 47(The ASL and English Lower School)	4,584	23	199.30
NY	M0129-Robert Wagner Middle School	9,159	135	67.84
NY	M0132-Riverbend Housing	1,807	14	129.07
NY	M0134-PS 38 or 121	973	14	69.50
NY	M0135-PS 165	10,780	38	283.68
NY	M0140-PS/JHS 117	3,299	17	194.06
NY	M0142-PS 194	5,828	26	224.15
NY	M0143-PS 154	6,413	29	221.14
NY	M0144-Lincoln Square Neighborhood Center	5,910	23	256.96
NY	M0145-PS 189	3,589	16	224.31
NY	M0152-PS 199	9,367	29	323.00
NY	M0155-PS 33	10,750	34	316.18
NY	M0156-Stuyvesant Town IV	3,334	17	196.12
NY	M0159-Polo Ground Sr Ctr	1,951	11	177.36
NY	M0160-PS 46	2,729	15	181.93
NY	M0166-Lincoln Guild Housing	599	10	59.90
NY	M0169-PS 173	12,416	40	310.40
NY	M0171-PS 290 (Manh New School)	12,837	44	291.75
NY	M0172-PS 134	1,126	15	75.07
NY	M0173-PS 102	4,826	21	229.81
NY	M0175-Gen Grant Houses IV	1,478	14	105.57
NY	M0177-Julia Richman Education Campus	6,234	22	283.36
NY	M0178-East Midtown Plaza	4,225	22	192.05
NY	M0187-Tweed Court	1,847	12	153.92
NY	M0192-IS 70	5,008	18	278.22
NY	M0195-Penn South (Bldg 2B)	1,443	9	160.33
NY	M0198-Penn South (Bldg 8A)	2,124	11	193.09
NY	M0205-Seward Park IV	1,515	12	126.25
NY	M0212-M Plaza, L.P.	4,260	20	213.00
NY	M0215-PS 149	4,021	17	236.53
NY	M0216-Columbia University Houses	1,072	11	97.45
NY	M0218-PS 183	10,181	33	308.52
NY	M0223-PS 146	2,776	16	173.50
NY	M0224-Yorkville Community School	6,523	31	210.42
NY	M0231-PS 111	9,482	33	287.33
NY	M0232-PS 188 Or 196	5,327	27	197.30
NY	M0234-PS 6	5,135	18	285.28
NY	M0236-East River Housing III	961	10	96.10
NY	M0237-PS 53 Or 811	8,117	27	300.63
NY	M0239-East River Housing IV	611	9	67.89
NY	M0240-PS 28	5,265	24	219.38

Appendix Cont'd

County	Poll Site	Voters	Workers	Voters/Worker
NY	M0244-St Margaret's House	3,515	14	251.07
NY	M0245-PS 3	5,588	24	232.83
NY	M0248-PS 192	7,210	34	212.06
NY	M0249-Amalgamated Dwelling	1,481	12	123.42
NY	M0254-Isabella Geriatric Center	1,989	14	142.07
NY	M0255-PS 143	7,321	29	252.45
NY	M0259-Marble Hill Community Center	2,159	14	154.21
NY	M0262-Stuyvesant Town V	974	11	88.55
NY	M0265-NYU Brittany Hall	2,802	12	233.50
NY	M0278-River View Towers, Inc.	2,780	14	198.57
NY	M0280-LaGuardia High School	6,869	30	228.97
NY	M0286-PS 131	3,886	14	277.57
NY	M0287-Holy Rood Church	3,083	15	205.53
NY	M0288-PS 34	3,593	23	156.22
NY	M0289-PS 75	7,444	32	232.63
NY	M0290-Masaryk Towers	2,544	14	181.71
NY	M0300-K'Hal Adath Jeshurun	3,091	18	171.72
NY	M0302-PS 152	6,799	25	271.96
NY	M0303-Ft Washington Serv For Eld/Riverstone Senior Life Services	8,688	34	255.53
NY	M0317-Charles Hill Tower	1,990	13	153.08
NY	M0319-Rafael Hernandez Houses	1,965	12	163.75
NY	M0324-3333 Broadway	3,598	21	171.33
NY	M0326-JHS 118	11,920	45	264.89
NY	M0334-Village East Towers	2,747	15	183.13
BX	00030-PS 71 Rose E. Scala School	4,396	20	219.80
BX	00036-Pelham Pkwy Community Center	701	13	53.92
BX	10024-Adult Behavioral Health Center	145	11	13.18
BX	10066-PS 163 Arthur A. Schomburg	4,154	22	188.82
BX	10071-Hostos Community College	1,728	13	132.92
BX	10072-MS 203 (PS 183)	4,198	18	233.22
BX	10075-PS 179 (PS 40)	2,908	15	193.87
BX	10078-IS 217 (IS 116) School of Performing Arts	4,441	19	233.74
BX	10087-IS 206 Ann Mersereau	5,727	29	197.48
BX	10090-PS 61 Francisco Oller	1,755	11	159.55
BX	10097-IS 166 Bronx Early College Academy for Teaching & Learning	2,458	15	163.87
BX	10210-PS 119	4,362	24	181.75
BX	10212-Olivet Gospel Assembly	2,385	17	140.29
BX	10312-Millbrook Community Center	2,708	12	225.67
BX	10346-Bronxworks Heights Senior Center	4,765	26	183.27
BX	10354-Mt. Hebron Baptist Church	3,339	16	208.69
BX	10359-PS 306	7,623	33	231.00
BX	10420-Bronx Center For Rehabilitation	237	13	18.23
BX	10484-Laconia Nursing Home	96	12	8.00
BX	10546-PS 15 Institute for Environmental Learning	3,697	17	217.47
BX	10591-Glad Tidings Assembly	3,084	17	181.41

County	Poll Site	Voters	Workers	Voters/Worker
BX	10601-PS 83 Annex	3,034	14	216.71
BX	10603-Eastchester Community Center	2,910	15	194.00
BX	10616-IS 174 Archimedes Academy for Mathematics	3,910	46	85.00
BX	10639-Mark Terrace Apartment Building	1,857	13	142.85
BX	10652-Parkside Senior Center	2,455	13	188.85
BX	10686-Triboro Center for Rehabilitation & Nursing	178	11	16.18
BX	10690-The Plaza Rehab and Nursing Center	3,424	17	201.41
BX	10712-Throggs Neck Senior Center	1,788	12	149.00
BX	10817-St. Mary's Park Community Center	3,791	18	210.61
BX	10859-Gun Hill Community Center	1,148	12	95.67
BX	10949-St. Frances de Chantal Church	3,404	45	75.64
BX	11004-Glebe Avenue Senior Center	2,056	16	128.50
BX	11114-Shakespeare Senior HDFC	2,864	21	136.38
BX	11146-Justice Sonia Sotomayor Community Center	2,889	18	160.50
BX	11151-Holy Rosary Church	5,160	21	245.71
BX	11153-The Arbor	2,314	14	165.29
BX	11172-PS 23 The New Children's School	4,452	21	212.00
BX	11178-Kensington Bldg /Fordham Hill Complex	1,936	13	148.92
BX	11180-PS/MS 194	2,483	9	275.89
BX	11243-Hebrew Institute of Riverdale	4,552	25	182.08
BX	11373-Van Nest Academy-PS/MS 498	2,317	10	231.70
BX	11451-Mitchell Community Center	6,524	26	250.92
BX	11456-PS 189/IS 462-Rosa Parks Educational Campus	1,412	14	100.86
BX	11466-Parkchester South Condominium 18 Metropolitan	3,675	18	204.17
BX	11467-Parkchester North Condominium 1563 Metropolitan	2,745	18	152.50
BX	11496-PS 54	10,215	40	255.38
BX	11574-Providence Rest	3,621	16	226.31
BX	11581-Manhattan College Raymond E. Kelly '63 Bldg	2,577	16	161.06
BX	11582-PS 126	4,332	18	240.67
BX	11599-Schervier Rehabilitation & Nursing Center	2,392	13	184.00
BX	11631-Bronx HS of Science	503	11	45.73
BX	11676-Our Lady Of Assumption School	1,872	10	187.20
BX	11682-Mott Haven Campus	1,779	13	136.85
BX	11689-PS 207	4,932	61	80.85
BX	11737-PS 357 Young Voices Academy	3,429	16	214.31
BX	11738-East Bronx Academy	3,228	13	248.31
BX	11746-PS/IS 218 Rafael Hernandez	4,708	22	214.00
BX	11751-Saint Luke's Housing	1,860	13	143.08
BX	11754-Co-Op City Dreiser Loop Room #1, #2 & #4	5,719	36	158.86
BX	11755-Store Front	1,944	13	149.54
BX	11757-PS 160 Walt Disney School	3,834	21	182.57
BX	11758-Truman High School	2,926	50	58.52
BX	11791-PS 360	5,585	18	310.28
BX	11838-Phipps Houses Services Inc./Boston Tremont Hsg Dev.Fund Corp	1,700	10	170.00

Appendix Cont'd

County	Poll Site	Voters	Workers	Voters/Worker
BX	11839-Holy Family School	3,522	17	207.18
BX	11860-St. Michael's Roman Catholic Church	2,333	15	155.53
BX	X0003-PS 6 West Farms	3,968	19	208.84
BX	X0004-JHS 145 Arturo Toscanini	4,397	18	244.28
BX	X0005-PS 66 School of Higher Expectations	6,267	27	232.11
BX	X0006-PS 152 Evergreen	2,626	16	164.13
BX	X0007-Bronx Regional HS	4,222	57	74.07
BX	X0008-PS 73 Bronx	4,597	20	229.85
BX	X0009-JHS 123 James M. Kieran	887	13	68.23
BX	X0013-PS 90 The Family School	6,958	24	289.92
BX	X0014-Edenwald Community Center	4,329	20	216.45
BX	X0015-Highbridge Gardens Community Center	1,523	15	101.53
BX	X0017-PS 108 Philip J. Abinanti	4,542	22	206.45
BX	X0019-Walker Memorial Church Hall	4,530	22	205.91
BX	X0020-MS 143 The Marie Curie School for Health Professions	3,892	21	185.33
BX	X0021-Baychester Community Center	5,197	20	259.85
BX	X0022-PS 132 Garret A. Morgan	3,240	22	147.27
BX	X0023-PS 79 Elem School for Math, Science, and Technology	5,311	23	230.91
BX	X0024-PS 195	7,169	24	298.71
BX	X0025-PS 11 Highbridge	5,226	24	217.75
BX	X0026-PS 63 Author's Academy	3,516	14	251.14
BX	X0027-PS 48 Joseph R. Drake	2,009	14	143.50
BX	X0028-Mott Hall V (James Monroe Annex)	5,697	25	227.88
BX	X0034-PS 78 Anne Hutchinson	8,521	30	284.03
BX	X0035-PS 64 Pura Belpre	5,988	24	249.50
BX	X0037-JHS 80 The Mosholu Parkway	3,774	17	222.00
BX	X0039-PS 93 Albert G. Oliver	4,147	20	207.35
BX	X0041-Sedgwick Community Center	3,445	20	172.25
BX	X0042-JHS 127 The Castle Hill School	4,105	19	216.05
BX	X0044-Parkchester South 1595 Unionport Road	1,810	10	181.00
BX	X0051-PS 311/481 The Steam Bridge School	5,509	25	220.36
BX	X0052-PS 70 Max Schoenfeld	5,122	21	243.90
BX	X0053-PS 107	4,890	21	232.86
BX	X0055-PS/MS 4 Crotona Park West	702	14	50.14
BX	X0057-1720 Mayflower Terrace	1,561	12	130.08
BX	X0062-PS 47 John Randolph	5,305	19	279.21
BX	X0064-Harding Park Community Center	2,876	17	169.18
BX	X0065-PS 44 David C. Farragut	5,277	20	263.85
BX	X0066-PS 102 Joseph O. Loretan	7,206	26	277.15
BX	X0067-PS 28 Mount Hope	3,164	16	197.75
BX	X0068-IS 117 Joseph H. Wade	4,691	23	203.96
BX	X0069-1880 Valentine Ave Community Room	993	13	76.38
BX	X0071-MS 390 (PS 26)	4,739	23	206.04
BX	X0072-PS 87	2,969	13	228.38
BX	X0074-Hutchinson River Community Center	1,643	14	117.36

County	Poll Site	Voters	Workers	Voters/Worker
BX	X0075-PS 175 City Island	2,906	14	207.57
BX	X0076-PS 67 Mohegan School	4,141	17	243.59
BX	X0077-Jaime Towers	3,868	17	227.53
BX	X0079-Parkchester South Condominium 2059 McGraw Avenue	1,826	12	152.17
BX	X0080-PS 138 Samuel Randall	5,488	18	304.89
BX	X0081-PS 57 Crescent	6,002	23	260.96
BX	X0082-PS 106	4,961	24	206.71
BX	X0087-Jonas Bronck Housing	3,719	18	206.61
BX	X0091-William H. Taft High School	4,999	30	166.63
BX	X0092-PS 85 Great Expectations	8,423	34	247.74
BX	X0093-PS 33 Timothy Dwight	9,135	29	315.00
BX	X0095-JHS 135 F.D. Whalen	2,043	16	127.69
BX	X0097-Knolls Cooperative Section #2	1,697	13	130.54
BX	X0098-JHS 45 Thomas C. Giordano MS 45	2,228	69	32.29
BX	X0101-IS 144 Michelangelo	5,111	24	212.96
BX	X0103-PS 12 Lewis and Clark School	3,269	16	204.31
BX	X0108-PS 229 Roland Patterson	4,311	20	215.55
BX	X0109-MS 101 Edward R. Byrne	2,623	13	201.77
BX	X0110-PS 121 Throop	4,799	23	208.65
BX	X0111-PS 86 Kingsbridge Heights	5,618	23	244.26
BX	X0112-Melrose IHAD-Literacy	2,125	12	177.08
BX	X0113-Preston High School	2,839	14	202.79
BX	X0118-PS 8 Issac Varian	7,207	34	211.97
BX	X0121-PS 14 Senator John Calandra	4,193	14	299.50
BX	X0127-Ampere Ave Knights of Columbus Hall	2,603	10	260.30
BX	X0130-Ft. Independence Community Center	2,540	15	169.33
BX	X0131-PS 1 Courtlandt School	5,698	24	237.42
BX	X0132-PS 41 Gun Hill Road	5,750	29	198.28
BX	X0133-PS 56	7,122	29	245.59
BX	X0137-Mosholu Montefiore Community Center	4,068	16	254.25
BX	X0138-PS 94 Kings College School	3,943	18	219.06
BX	X0140-Hellenic Orthodox Community Church	1,657	10	165.70
BX	X0141-PS 53 Annex Basheer Quisim	4,050	19	213.16
BX	X0143-PS 113 Globe School for Environmental Research	7,541	30	251.37
BX	X0144-Mott Haven Community Room	1,824	13	140.31
BX	X0147-Parkside Development Community Room	802	13	61.69
BX	X0148-PS 95	4,800	20	240.00
BX	X0149-Tracy Towers Community Room	2,146	14	153.29
BX	X0150-Betances Community Center	4,686	23	203.74
BX	X0152-PS 68 Bronx	5,142	22	233.73
BX	X0153-PS 103 Hector Fontanez	8,027	28	286.68
BX	X0156-PS 19 Judith K. Weiss	4,211	20	210.55
BX	X0157-PS 55 Benjamin Franklin	7,218	24	300.75
BX	X0160-Samuel Gompers HS	1,518	14	108.43
BX	X0161-PS 16 Wakefield	4,731	21	225.29

Appendix Cont'd

County	Poll Site	Voters	Workers	Voters/Worker
BX	X0165-Riverpoint Towers Community Room	1,724	14	123.14
BX	X0166-PS 81 Robert J. Christen	7,513	34	220.97
BX	X0167-PS 69 Journey Prep School	4,151	19	218.47
BX	X0168-PS 5 Port Morris	5,153	22	234.23
BX	X0172-Hebrew Home	491	9	54.56
BX	X0177-PS 96 Richard Rodgers	4,347	18	241.50
BX	X0178-PS 62 Inocensio Casanova	5,312	21	252.95
BX	X0179-MS/HS 141 Riverdale/Kingsbridge Academy	5,391	22	245.05
BX	X0183-PS 32	4,768	25	190.72
BX	X0186-PS 105 Sen Abraham Bernstein	4,937	21	235.10
BX	X0188-IS 74 The Hunts Point School	3,257	16	203.56
BX	X0189-PS 186 Walter J. Damrosch School	4,412	24	183.83
BX	X0190-PS 130 Abram Stevens Hewitt	3,275	16	204.69
BX	X0191-PS/MS 29 Melrose School	2,036	17	119.76
BX	X0192-Concourse Village East	2,674	17	157.29
BX	X0197-Tilden Towers II	2,633	18	146.28
BX	X0201-Bronx County Supreme Court House	6,587	71	92.77
BX	X0203-JHS 131 Albert Einstein	7,323	32	228.84
BX	X0204-PS 333 The Museum School (PS 60)	1,306	14	93.29
BX	X0205-MS 301 (PS 120) Paul L. Dunbar	7,377	24	307.38
BX	X0207-PS 76 The Bennington School	4,553	23	197.96
BX	X0209-PS 150 Charles James Fox	3,184	19	167.58
BX	X0210-Columbus High School	2,321	48	48.35
BX	X0213-PS 146 Edward Collins	4,354	23	189.30
BX	X0214-PS 89 Bronx	3,803	19	200.16
BX	X0215-PS 75	2,904	17	170.82
BX	X0216-Bronx House	1,906	15	127.07
BX	X0219-Co-Op City Einstein Community Center #3	3,396	21	161.71
BX	X0221-PS 42 Claremont	1,646	12	137.17
BX	X0223-Grace Dodge Vocational HS	3,387	16	211.69
BX	X0224-PS 65 Mother Hale Academy	4,859	22	220.86
BX	X0225-PS 72 Dr. William Dorney	3,916	17	230.35
BX	X0226-Morris HS Academy for Collaborative Studies	2,033	15	135.53
BX	X0229-Edgewater Volunteer Fire House	1,753	14	125.21
BX	X0231-Citadel Rehabilitation and Nursing Center at Kingsbridge	1,687	13	129.77
BX	X0234-Co-Op City 2049 Bartow Avenue Community Center	4,982	26	191.62
BX	X0235-Locust Point Civic Hall	548	13	42.15
BX	X0237-RIVERDALE -- YMY-WHA	1,754	13	134.92
KG	00038-PS 252 JHS	6,184	28	220.86
KG	00039-PS 206	5,703	32	178.22
KG	00043-Friends Field	2,068	14	147.71
KG	00045-Wayside Comm Center	409	12	34.08
KG	00046-IS 228	3,463	24	144.29
KG	00048-PS 52	5,684	27	210.52
KG	00049-Wyckoff Gardens Comm Ctr	4,410	19	232.11

County	Poll Site	Voters	Workers	Voters/Worker
KG	00050-PS 95	3,259	20	162.95
KG	10039-Kings Bay Public Library	939	11	85.36
KG	10040-Tilden HS	3,228	110	29.35
KG	10041-PS 235 Annex	2,276	16	142.25
KG	10043-Unity Plaza Comm Ctr	2,994	17	176.12
KG	10045-Crown Heights Public Library	1,052	13	80.92
KG	10046-Homecrest Public Library	520	15	34.67
KG	10047-JASA Comm Ctr	1,151	12	95.92
KG	10048-PS 329	3,248	18	180.44
KG	10051-Borough Park Public Library	1,572	12	131.00
KG	10052-Telecommunications HS	5,211	29	179.69
KG	10053-PS 377	1,640	13	126.15
KG	10054-IS 291	1,865	11	169.55
KG	10058-IS 390/MS 334/MS 354	5,005	23	217.61
KG	10062-St. Brendan Senior Apartments L.P.	3,085	18	171.39
KG	10068-Boulevard Comm Ctr	1,177	13	90.54
KG	10114-Ridgewood Sr Center	3,181	14	227.21
KG	10122-Youth Center	3,236	20	161.80
KG	10123-Boro Park YM-YWHA	4,352	21	207.24
KG	10158-Ft Hamilton Public Library	1,120	15	74.67
KG	10160-JASA Sr Ctr	1,906	14	136.14
KG	10168-West End Gardens	1,680	15	112.00
KG	10172-Sr Center	1,023	13	78.69
KG	10187-Chavis Apartments	961	13	73.92
KG	10216-Agudath Sr Ctr	4,054	22	184.27
KG	10217-St. Marks School	3,231	20	161.55
KG	10247-RBSCC Sr Ctr	2,097	10	209.70
KG	10253-IS 88	6,003	22	272.86
KG	10254-McGuinness Sr Ctr	6,068	22	275.82
KG	10256-Vollies Memorial Hall	1,705	11	155.00
KG	10258-Goodwin Sr Ctr	1,813	9	201.44
KG	10286-Vetro Apts Ten Assoc	1,735	8	216.88
KG	10295-Marlborough Gardens	2,844	13	218.77
KG	10319-Kings Bay YM-YWHA	3,924	19	206.53
KG	10325-Stuyvesant Gardens II	2,045	12	170.42
KG	10326-St. Augustine's Episcopal Church	2,596	15	173.07
KG	10333-IS 14	3,711	24	154.63
KG	10366-Mary D.'s Housing for Seniors	3,567	16	222.94
KG	10437-PS 6	6,619	30	220.63
KG	10443-Stuy-Park Houses	1,327	12	110.58
KG	10450-PS 22	5,360	24	223.33
KG	10470-St. Thomas Sr Ctr	1,956	12	163.00
KG	10551-Clara Barton Voc HS	3,461	138	25.08
KG	10556-Plaza Sr Ctr	1,902	13	146.31
KG	10557-Brooklyn Museum	5,195	22	236.14

Appendix Cont'd

County	Poll Site	Voters	Workers	Voters/Worker
KG	10580-Taylor Wythe Comm Ctr	7,086	33	214.73
KG	10597-Old Boys HS	4,306	22	195.73
KG	10598-MS 2	2,973	14	212.36
KG	10672-Palm Gardens	863	13	66.38
KG	10678-The Waterford on the Bay	492	11	44.73
KG	10681-Dr. Susan McKinney	3,034	15	202.27
KG	10682-Linden Gardens	1,732	14	123.71
KG	10718-Barzola's Palace	4,408	21	209.90
KG	10784-PS 69	805	13	61.92
KG	10785-Cornerstone Sr Hsng	3,255	19	171.32
KG	10788-O'Dwyer Community Center	1,875	9	208.33
KG	10839-Evergreen Troutman	2,211	16	138.19
KG	10842-Buena Vida Residence	2,521	14	180.07
KG	10857-Marlboro Comm Ctr	4,221	25	168.84
KG	10931-Noll Street Apartments	5,156	23	224.17
KG	10933-PS 66 IS	2,154	16	134.63
KG	10964-Rheingold Gardens	1,325	12	110.42
KG	10966-St. Francis Church De Paola	3,744	14	267.43
KG	10967-PS 156 IS	5,655	27	209.44
KG	10984-IS 395/PS 109	6,970	28	248.93
KG	11011-PS 397	1,834	12	152.83
KG	11107-PS 244	4,986	25	199.44
KG	11118-Flatbush Park Jewish Center	7,135	33	216.21
KG	11148-Regina Pacis Housing	3,035	19	159.74
KG	11149-Bishop Boardman Apts	1,437	10	143.70
KG	11150-Caton Park NH	3,588	17	211.06
KG	11170-Sephardic Comm Ctr	2,869	14	204.93
KG	11175-PS 682	5,115	25	204.60
KG	11187-Crown Heights Apts	2,788	16	174.25
KG	11188-Brooklyn Borough Hall	4,565	25	182.60
KG	11190-Penny Yates Apts	2,165	18	120.28
KG	11203-Sr, Lucian Senior Apartments,LP	1,970	9	218.89
KG	11229-Friends of Crown Heights	5,377	22	244.41
KG	11230-The Joan Snow Pre-K Center	5,949	26	228.81
KG	11231-Medgar Evers	4,925	24	205.21
KG	11237-PS 65	4,044	20	202.20
KG	11244-Downstate SUNY Medical Ctr	1,061	13	81.62
KG	11245-PS 971	1,218	14	87.00
KG	11246-PS 896	2,251	16	140.69
KG	11248-Ocean Hill Comm Ctr	2,302	13	177.08
KG	11249-Cortelyou Public Library	793	10	79.30
KG	11250-Midwood Public Library	1,929	20	96.45
KG	11251-Park Slope Armory YMCA	4,908	138	35.57
KG	11269-Mapleton Public Library	1,904	13	146.46
KG	11280-IS 324	2,879	16	179.94

County	Poll Site	Voters	Workers	Voters/Worker
KG	11286-Carroll Gardens Public Library	1,979	13	152.23
KG	11293-Polish Slavic Culture Center	4,481	20	224.05
KG	11374-Kappa V Campus	3,677	24	153.21
KG	11382-PS 264	6,317	25	252.68
KG	11385-PS 310	2,028	11	184.36
KG	11386-Farragut Comm Ctr	4,718	22	214.45
KG	11404-Arlington Public Library	958	11	87.09
KG	11405-New Lots Public Library	1,012	12	84.33
KG	11406-Williamsburg Comm Ctr	3,990	127	31.42
KG	11407-Macon Public Library	2,965	19	156.05
KG	11408-Kensington Public Library	828	14	59.14
KG	11409-Kings Highway Public Library	979	11	89.00
KG	11410-Sunset Park HS	3,191	19	167.95
KG	11411-Park Slope Public Library	1,774	17	104.35
KG	11412-Flatbush Public Library	1,213	13	93.31
KG	11413-Bushwick Public Library	1,531	11	139.18
KG	11414-Willoughby Sr Ctr	2,801	20	140.05
KG	11417-Top Civic Ctr	6,785	27	251.30
KG	11418-Lenox Road Baptist Church	4,641	26	178.50
KG	11419-St. Edmund Preparatory HS	1,172	12	97.67
KG	11420-Our Lady of Perpetual Help	7,971	107	74.50
KG	11421-IS 391	5,184	25	207.36
KG	11424-District 20 Pre K Ctr.	1,782	12	148.50
KG	11427-New Jerusalem United Methodist Church	1,994	11	181.27
KG	11428-Liberty Houses	1,007	16	62.94
KG	11429-Kingsboro 7th Day Adventist	4,930	20	246.50
KG	11430-Raices Times Plaza Senior Center	3,478	16	217.38
KG	11431-Flatbush YMCA	3,014	18	167.44
KG	11432-Brooklyn Prospect Charter School	4,520	21	215.24
KG	11433-PS 89	4,677	20	233.85
KG	11440-Joseph A Miccio Community Center	2,426	18	134.78
KG	11442-Carmine Carro Community Center	3,974	24	165.58
KG	11444-Ozzie Wilson Residences Senior Housing	1,811	11	164.64
KG	11445-Hope Gardens Youth Community Center	2,873	14	205.21
KG	11446-New Hope Family Worship	3,021	13	232.38
KG	11447-Betsy Head Pool	2,068	18	114.89
KG	11448-Tilden Community Center	2,807	17	165.12
KG	11449-Christ Church Bay Ridge	5,034	24	209.75
KG	11450-Seth Low Senior Center	3,535	20	176.75
KG	11452-Bishop Ford	4,725	21	225.00
KG	11454-Zvi Dov Roth Academy of Yeshiva Rambam	1,770	19	93.16
KG	11471-PS 331	4,686	22	213.00
KG	11472-Temple Shalom of Flatbush	2,680	13	206.15
KG	11476-Fenimore United Meth. Church	4,563	24	190.13
KG	11477-Boys and Girls High School	1,783	11	162.09

Appendix Cont'd

County	Poll Site	Voters	Workers	Voters/Worker
KG	11478-Moffat Gardens	884	9	98.22
KG	11488-Fort Hamilton Senior Center	4,654	24	193.92
KG	11492-PS 398	6,165	26	237.12
KG	11493-Marlboro Memorial Post	2,856	15	190.40
KG	11501-Community Board 12	2,110	14	150.71
KG	11515-Marien-Heim of Sunset Park	5,096	24	212.33
KG	11521-Merkaz Community Center	2,323	14	165.93
KG	11535-Science Skills Center HS	981	16	61.31
KG	11537-PS 12	5,689	25	227.56
KG	11543-Spring Creek Educational Campus	2,586	147	17.59
KG	11564-Belmont Gardens II	943	9	104.78
KG	11566-Ingersoll Community Center	6,713	30	223.77
KG	11591-Atlantic Terminal Community Center	2,621	11	238.27
KG	11593-St. Rocco's Church	1,928	7	275.43
KG	11605-Marjorie Richardson Court	2,396	15	159.73
KG	11608-Herkimer Residence	2,094	11	190.36
KG	11610-Lafayette Gardens Comm. Ctr.	1,352	12	112.67
KG	11612-East Midwood Jewish Center	3,928	26	151.08
KG	11621-Brooklyn College Roosevelt Hall	7,771	33	235.48
KG	11624-St. Francis College	4,665	18	259.17
KG	11625-Cadman Towers 2	1,083	8	135.38
KG	11629-PAL-Wynn Center	3,266	19	171.89
KG	11630-Central Brooklyn Public Library	2,503	12	208.58
KG	11633-Saratoga Village	2,309	15	153.93
KG	11644-Van Dyke Community Ctr.	4,968	99	50.18
KG	11675-Quincy Senior Residences	2,681	14	191.50
KG	11734-IL Centro (Fiao)	1,845	16	115.31
KG	11735-Carey Gardens Community Ctr.	3,609	20	180.45
KG	11752-Cypress Hills Sr Housing Residences	1,130	14	80.71
KG	11793-PS 889	1,327	10	132.70
KG	11794-PS/IS 437	3,456	18	192.00
KG	11795-Flatbush Tompkins Congregational Church	5,302	21	252.48
KG	11797-Coney Island Prep H.S.	2,733	16	170.81
KG	11801-Congregation Beit Hillel of Flatlands	5,734	19	301.79
KG	11807-Christ Fellowship Baptist Church	864	8	108.00
KG	11808-Weeksville Heritage Center	1,282	10	128.20
KG	11809-Bushwick United Methodist Church	2,370	15	158.00
KG	11857-Polish National Home	4,114	10	411.40
KG	11869-Muslim American Society Youth Center	3,993	11	363.00
KG	11871-The Bridge Multicultural Advocacy Project (MCP)	1,020	14	72.86
KG	B0001-PS 230	4,278	21	203.71
KG	B0002-Transit Tech HS	2,508	15	167.20
KG	B0003-IS 293	3,493	18	194.06
KG	B0010-PS 28	3,767	20	188.35
KG	B0011-Cadman Towers	3,503	18	194.61

County	Poll Site	Voters	Workers	Voters/Worker
KG	B0012-PS 18	2,157	14	154.07
KG	B0014-PS 272	6,943	28	247.96
KG	B0016-PS 26 New	3,056	15	203.73
KG	B0017-PS 181	6,695	37	180.95
KG	B0018-PS 167	3,924	23	170.61
KG	B0019-PS 105	3,311	20	165.55
KG	B0020-PS 251	7,695	35	219.86
KG	B0022-PS 219	4,935	17	290.29
KG	B0023-PS 279	4,507	29	155.41
KG	B0024-PS 276	5,267	30	175.57
KG	B0026-PS 114	5,367	24	223.63
KG	B0027-PS 250	6,005	27	222.41
KG	B0030-PS 189	1,785	12	148.75
KG	B0033-PS 99	6,525	25	261.00
KG	B0034-PS 256	6,517	26	250.65
KG	B0035-Independence Towers Senior Center	3,658	14	261.29
KG	B0037-Crown Gardens Community Center	2,140	16	133.75
KG	B0042-PS 176	3,480	20	174.00
KG	B0046-PS 335	3,069	17	180.53
KG	B0048-PS 195	2,716	13	208.92
KG	B0055-PS 155	2,359	13	181.46
KG	B0056-Patrick E Gorman Housing Co Inc.	2,000	20	100.00
KG	B0057-IS 162	2,886	14	206.14
KG	B0058-PS 229	4,358	21	207.52
KG	B0059-PS 346	5,239	21	249.48
KG	B0060-Bay Academy-IS 98	2,532	16	158.25
KG	B0061-JHS 258	5,109	24	212.88
KG	B0062-Jimerson Houses	860	12	71.67
KG	B0067-William Maxwell HS	1,606	17	94.47
KG	B0069-St. Cecilia	5,678	20	283.90
KG	B0071-Midwood Catholic Academy	4,795	27	177.59
KG	B0074-Achievement First East New York Middle School	2,974	15	198.27
KG	B0075-PS 243	2,718	18	151.00
KG	B0076-PS 197	4,188	21	199.43
KG	B0077-Ed R Murrow HS	3,085	22	140.23
KG	B0079-Canarsie HS	7,238	34	212.88
KG	B0080-New Utrecht HS	5,070	142	35.70
KG	B0081-PS 238	5,214	25	208.56
KG	B0086-PS 163	3,827	21	182.24
KG	B0087-PS 56 New	4,111	17	241.82
KG	B0088-PS 120	2,145	12	178.75
KG	B0089-PS 282	7,180	28	256.43
KG	B0090-PS 321	5,061	21	241.00
KG	B0092-PS 254	4,076	25	163.04
KG	B0093-JHS 50	7,148	24	297.83

Appendix Cont'd

County	Poll Site	Voters	Workers	Voters/Worker
KG	B0094-PS 97	3,558	22	161.73
KG	B0096-PS 234 IS	6,521	30	217.37
KG	B0098-IS 394	3,034	15	202.27
KG	B0101-Hope Gardens Sr Ctr	3,816	18	212.00
KG	B0103-PS 54 New	2,811	17	165.35
KG	B0104-PS 269	9,683	38	254.82
KG	B0106-PS 153	4,133	22	187.86
KG	B0107-Brooklyn Tech HS	4,836	24	201.50
KG	B0109-PS 108	1,076	12	89.67
KG	B0110-PS 179	6,101	26	234.65
KG	B0112-PS 196	2,672	13	205.54
KG	B0113-PS 17	6,129	24	255.38
KG	B0117-PS 59	3,911	19	205.84
KG	B0119-IS 71 -Juan Morel Campos	8,620	35	246.29
KG	B0120-Atlantic Towers	1,759	17	103.47
KG	B0121-PS 178	1,772	9	196.89
KG	B0125-St. Columba's Church	2,024	17	119.06
KG	B0126-PS 20	7,813	34	229.79
KG	B0131-PS 152/PS 315	8,398	35	239.94
KG	B0132-PS 101	3,284	16	205.25
KG	B0133-John Jay HS	5,954	31	192.06
KG	B0134-PS 270	6,652	31	214.58
KG	B0135-PS 73	3,194	19	168.11
KG	B0136-PS 384	4,773	20	238.65
KG	B0139-Harway Terrace	1,285	13	98.85
KG	B0141-William E. Grady CTE High School	3,472	14	248.00
KG	B0142-PS 84	6,218	25	248.72
KG	B0144-PS 193	6,005	28	214.46
KG	B0146-PS 286	3,043	17	179.00
KG	B0147-PS 277	2,517	13	193.62
KG	B0149-Bay Ridge Air Rights	903	10	90.30
KG	B0152-Water View Tower	714	12	59.50
KG	B0155-L. H. Pink Houses Community Center	3,961	20	198.05
KG	B0157-PS 184	2,359	16	147.44
KG	B0158-Contello Towers#2	705	14	50.36
KG	B0159-Warbasse Bldg 4	653	12	54.42
KG	B0161-Warbasse Bldg 3	1,417	10	141.70
KG	B0163-PS 304	5,555	26	213.65
KG	B0165-Warbasse Bldg 1C	674	10	67.40
KG	B0166-Urban Assembly School for Law & Justice	3,188	123	25.92
KG	B0167-PS 90	2,971	15	198.07
KG	B0169-Trump Village Bldg 5B1	632	9	70.22
KG	B0170-Trump Village Bldg 6A	700	10	70.00
KG	B0172-Trump Village Bldg 7A	2,316	16	144.75
KG	B0176-Edmonds Center (IS 113)	4,033	16	252.06

County	Poll Site	Voters	Workers	Voters/Worker
KG	B0177-PS 161	5,790	22	263.18
KG	B0179-IS 292	1,057	12	88.08
KG	B0182-Haber House	807	12	67.25
KG	B0185-PS 1	2,852	20	142.60
KG	B0186-PS 93	3,858	18	214.33
KG	B0187-PS 261	6,383	27	236.41
KG	B0189-PS 132	3,486	19	183.47
KG	B0190-Williams Center	1,461	10	146.10
KG	B0191-PS 19	6,106	19	321.37
KG	B0193-PS 328	3,164	21	150.67
KG	B0195-PS 58	4,294	21	204.48
KG	B0196-Shorefront YM-YWHA	5,360	22	243.64
KG	B0197-PS 188	6,304	34	185.41
KG	B0198-IS 302	2,885	13	221.92
KG	B0203-Seacoast Towers	1,878	13	144.46
KG	B0205-JHS 51	7,248	32	226.50
KG	B0207-Bay Ridge Towers	508	14	36.29
KG	B0208-PS 216	3,176	19	167.16
KG	B0211-PS 150	907	16	56.69
KG	B0212-PS 8	4,861	18	270.06
KG	B0216-PS 133	4,848	23	210.78
KG	B0217-James Madison HS	4,773	156	30.60
KG	B0223-PS 158	3,515	26	135.19
KG	B0225-PS 61 IS	5,041	22	229.14
KG	B0226-Bushwick Campus	3,676	118	31.15
KG	B0227-PS 134	680	11	61.82
KG	B0228-PS 136 JHS	867	10	86.70
KG	B0234-PS 11 NEW	5,271	24	219.63
KG	B0235-PS 164	2,340	14	167.14
KG	B0236-PS 223 IS	5,047	28	180.25
KG	B0237-JHS 126	5,540	21	263.81
KG	B0238-PS 29	6,915	20	345.75
KG	B0241-Sr Citizen Club	1,519	14	108.50
KG	B0242-PS 169	5,215	26	200.58
KG	B0243-PS 131	4,056	22	184.36
KG	B0245-Trump Village Bldg 3A	1,599	12	133.25
KG	B0246-Hugh Gilroy Sr Ctr	655	15	43.67
KG	B0247-PS 38	2,398	13	184.46
KG	B0249-Trump Village Bldg 4A	707	10	70.70
KG	B0250-PS 320/PS 375	9,073	40	226.83
KG	B0252-Vandalia Ctr	4,566	29	157.45
KG	B0253-PS 192	3,208	13	246.77
KG	B0254-Cypress Hills Comm Ctr	3,604	20	180.20
KG	B0255-PS 208	4,446	28	158.79
KG	B0256-PS 220 JHS	3,105	18	172.50

Appendix Cont'd

County	Poll Site	Voters	Workers	Voters/Worker
KG	B0257-Bushwick/Hylan Ctr	2,420	13	186.15
KG	B0258-Bedford Village School (PS 3)	7,884	32	246.38
KG	B0260-PS/IS 262	6,987	24	291.13
KG	B0261-Brightwater's Comm Room	1,069	8	133.63
KG	B0262-PS 94	3,611	19	190.05
KG	B0263-PS 401	3,218	17	189.29
KG	B0265-PS 753/Brooklyn School for Career Development	3,303	19	173.84
KG	B0266-PS 160	3,102	18	172.33
KG	B0267-PS 10	4,629	24	192.88
KG	B0271-PS 235	3,474	16	217.13
KG	B0272-IS 171	7,293	30	243.10
KG	B0273-PS 121	2,970	18	165.00
KG	B0274-Warbasse Houses Bldg 5C	848	7	121.14
KG	B0275-PS 23	4,976	22	226.18
KG	B0277-PS 13	4,792	24	199.67
KG	B0279-PS/IS 180	5,113	20	255.65
KG	B0282-Glenwood Comm. Ctr.	3,198	26	123.00
KG	B0284-PS 190	3,280	18	182.22
KG	B0286-PS 257	2,779	16	173.69
KG	B0287-Division Housing (Village Comm Rm)	1,770	9	196.67
KG	B0288-PS 506/503/314	4,412	22	200.55
KG	B0289-PS 226	5,129	25	205.16
KG	B0291-PS 92	7,159	29	246.86
KG	B0292-PS 48	2,126	17	125.06
KG	B0293-MS 678 (PS 72)	2,833	16	177.06
KG	B0294-PS 142 JHS	7,023	26	270.12
KG	B0300-PS 227 JHS	6,121	36	170.03
KG	B0301-PS 205	4,622	20	231.10
KG	B0302-Linden Plaza Preservation Bldg 5	2,658	18	147.67
KG	B0303-PS 135	2,939	19	154.68
KG	B0304-PS 127	2,040	10	204.00
KG	B0305-PS 130	2,751	18	152.83
KG	B0306-IS 33	4,605	108	42.64
KG	B0307-PS 62 JHS	6,532	30	217.73
KG	B0312-PS 15 New	3,475	23	151.09
KG	B0313-PS 312	5,065	23	220.22
KG	B0314-PS 170	5,494	23	238.87
KG	B0315-Breukelen Community Center	3,824	19	201.26
KG	B0317-IS 246	5,211	29	179.69
KG	B0320-IS 259	4,628	24	192.83
KG	B0321-Linden Plaza Preservation Bldg 3	2,658	13	204.46
KG	B0323-PS 316	6,781	26	260.81
KG	B0324-Apt. House	995	12	82.92
KG	B0325-PS 224	1,818	15	121.20
KG	B0326-Cooper Ctr	1,897	8	237.13

County	Poll Site	Voters	Workers	Voters/Worker
KG	B0328-PS 446	3,044	20	152.20
KG	B0331-PS 138	3,109	17	182.88
KG	B0332-PS 186	4,166	24	173.58
KG	B0333-PS 151	3,664	14	261.71
KG	B0336-Linden Plaza Preservation Bldg 2	1,916	17	112.71
KG	B0337-PS 221	5,462	16	341.38
KG	B0338-PS 309	2,669	16	166.81
KG	B0339-PS 9 New	5,406	23	235.04
KG	B0340-PS 274	4,272	17	251.29
KG	B0343-PS 201 JHS	5,879	24	244.96
KG	B0345-PS 204	2,113	13	162.54
KG	B0346-PS 5 New	5,330	35	152.29
KG	B0348-Fort Hamilton HS	2,506	93	26.95
KG	B0349-PS 128	6,700	31	216.13
KG	B0354-PS 157	2,296	16	143.50
KG	B0355-PS 185	4,990	21	237.62
KG	B0357-Marien Heim Community Center	2,196	15	146.40
KG	B0362-PS 289	4,194	20	209.70
KG	B0363-Shore Hill Housing	4,918	24	204.92
KG	B0365-Erasmus Hall HS	6,746	20	337.30
KG	B0367-PS 273	3,009	19	158.37
KG	B0369-Saratoga Square Sr Ctr	2,423	15	161.53
KG	B0371-PS 68 JHS	7,699	147	52.37
KG	B0372-PS 306	4,244	23	184.52
KG	B0374-PS/IS 202	2,800	14	200.00
KG	B0375-IS 96	5,191	24	216.29
KG	B0376-PS 81	4,032	19	212.21
KG	B0378-IS 187	1,933	19	101.74
KG	B0379-PS 233	3,810	25	152.40
KG	B0380-St. Therese Of Lisieux	1,042	12	86.83
KG	B0382-PS 177	5,729	32	179.03
KG	B0383-PS 194	3,740	18	207.78
KG	B0384-PS 209	5,656	28	202.00
KG	B0386-PS 249	7,714	36	214.28
KG	B0387-PS 217	6,882	35	196.63
KG	B0388-PS 203	6,181	33	187.30
KG	B0390-PS 115	8,659	36	240.53
KG	B0391-PS 91	2,728	14	194.86
KG	B0394-Vanderveer Church United Methodist Church	929	11	84.45
KG	B0396-PS 27	2,814	17	165.53
KG	B0406-PS 222	4,584	24	191.00
QN	00055-International Tower Senior Center	1,723	13	132.54
QN	00056-PS 303-Academy for Excellence	2,184	18	121.33
QN	00058-PS 16-Nancy DeBenedittis School	2,882	17	169.53
QN	00060-Forest Hills HS	4,271	29	147.28

Appendix Cont'd

County	Poll Site	Voters	Workers	Voters/Worker
QN	00062-PS 196-Grand Central Parkway	3,772	20	188.60
QN	00063-PS 47-Chris Galas	1,465	10	146.50
QN	10134-IS 227	3,861	13	297.00
QN	10135-PS 29-Queens	2,885	24	120.21
QN	10162-Queens Library at Kew Gardens Hills	1,876	11	170.55
QN	10185-Queens Library at Lefferts	2,092	17	123.06
QN	10198-Flushing House Resident Adult	2,121	17	124.76
QN	10199-Evelyn & Lou Grn Res	2,714	4	678.50
QN	10201-Florence E Smith Community Center	3,811	20	190.55
QN	10203-St. Sebastian's Catholic Academy	9,025	49	184.18
QN	10206-St Nicholas of Tolentine	3,906	23	169.83
QN	10208-Thomas A. Edison HS	7,228	38	190.21
QN	10220-Holy Cross Church	3,206	19	168.74
QN	10221-PS 223-Lyndon B. Johnson	8,568	41	208.98
QN	10225-Hillcrest HS	849	13	65.31
QN	10287-Young Israel of Far Rockaway	4,765	24	198.54
QN	10343-Boulevard Gardens	1,165	14	83.21
QN	10453-PS 7-Louis F. Simeone	5,709	36	158.58
QN	10509-PS 15-Jackie Robinson	3,310	22	150.45
QN	10560-PS 79-Francis Lewis	5,438	20	271.90
QN	10561-PS 78	1,935	14	138.21
QN	10566-Renaissance Charter School	4,596	26	176.77
QN	10585-Greater Ridgewood Youth Center	4,193	19	220.68
QN	10589-IS 5-Walter Crowley Intermediate School	1,281	17	75.35
QN	10590-Allen AME Senior Center	2,164	22	98.36
QN	10608-PS 212	5,055	25	202.20
QN	10609-IS 230	3,152	26	121.23
QN	10691-Parker J Institute	850	12	70.83
QN	10698-Catherine Sheridan House	1,296	17	76.24
QN	10731-PS 222-Christopher A.Santora School	7,314	42	174.14
QN	10732-PS 58-School of Heroes	3,641	19	191.63
QN	10733-PS 92-Harry T.Stewart Sr.	3,194	20	159.70
QN	10734-MS 137-America's School of Heroes	2,213	14	158.07
QN	10735-PS 161-Arthur Ashe School	7,691	38	202.39
QN	10736-Young Womens Leadership School-Queens	942	27	34.89
QN	10737-Taiwan Center	1,336	17	78.59
QN	10738-St. Albans Congregational Church	4,214	28	150.50
QN	10815-VFW Post 150	1,124	14	80.29
QN	10819-Grace Houses	2,199	17	129.35
QN	10843-Queens Library at Forest Hills	2,249	20	112.45
QN	10844-Hillcrest Jewish Center	2,581	15	172.07
QN	10861-PS / IS 270-Gordon Parks School	9,495	53	179.15
QN	10862-PS 239	4,612	25	184.48
QN	10864-PS 234	7,667	33	232.33
QN	10929-Merrick Park Baptist Church	3,751	20	187.55

County	Poll Site	Voters	Workers	Voters/Worker
QN	10961-PS 254-Rosa Parks School	3,020	20	151.00
QN	10962-VFW Post 885	3,944	26	151.69
QN	11041-Mary's Nativity Church	4,461	30	148.70
QN	11104-IS 59-Springfield Gardens	7,334	34	215.71
QN	11110-Immaculate Conception Church	3,561	20	178.05
QN	11112-Information Technology H. S.	4,290	22	195.00
QN	11135-New York Irish Center	1,118	10	111.80
QN	11152-PS 244-Active Learning Elementary School	3,968	24	165.33
QN	11157-PS 305-Learners & Leaders	4,144	19	218.11
QN	11158-PS 306-NYC Academy for Discovery	4,110	28	146.79
QN	11159-Elmhurst Campus HS	4,302	25	172.08
QN	11164-PS 295	1,248	16	78.00
QN	11182-Frank Sinatra HS	5,896	27	218.37
QN	11186-Christ Tabernacle Church	3,678	24	153.25
QN	11189-Woodside Library	1,096	13	84.31
QN	11239-St. Margaret's RC Church	1,897	13	145.92
QN	11258-Arverne Pilgrim Church	2,080	15	138.67
QN	11284-The Vallone Family Senior Residence	2,081	12	173.42
QN	11369-First Baptist Church Of East Elmhurst	6,462	108	59.83
QN	11371-The Korean Church Of Queens	4,665	22	212.05
QN	11372-Seaside Library	2,181	11	198.27
QN	11388-PS 48 William Wordsworth	3,665	20	183.25
QN	11436-St. Albans Library	2,091	12	174.25
QN	11438-Maspeth High School	3,412	18	189.56
QN	11458-Holy Trinity Parish Church	5,277	85	62.08
QN	11490-Academy of the City Charter School	2,340	14	167.14
QN	11498-Church of the Nazarene	2,753	17	161.94
QN	11509-Samaritan/Woodside Sr. Center	2,912	15	194.13
QN	11528-PS 290 - Academy for Scholars	1,448	8	181.00
QN	11597-High School for Construction Trades	4,301	33	130.33
QN	11611-Aguilar Gardens Community Room	2,147	12	178.92
QN	11628-Hunter's Point Community Middle School	3,466	18	192.56
QN	11632-Queens Library at Elmhurst	2,131	17	125.35
QN	11635-Corona Arts and Sciences Academy	1,866	20	93.30
QN	11636-High School for Arts and Business	2,066	20	103.30
QN	11637-PS 111 - Jacob Blackwell	1,801	17	105.94
QN	11640-NORC Program Community Room	718	11	65.27
QN	11652-Ridgewood YMCA	3,117	23	135.52
QN	11653-PS 361 - The Woodside Community School	3,093	20	154.65
QN	11654-PS 316 - Queens Explorers Elementary	1,908	15	127.20
QN	11655-Boys and Girls Club of Metro Queens	2,814	15	187.60
QN	11668-IS 78 - Middle School	2,201	13	169.31
QN	11681-Queens Library at Ridgewood	1,260	12	105.00
QN	11686-PS/MS 42 - Robert Vernam School	3,080	17	181.18
QN	11687-PS/IS 314	1,995	16	124.69

Appendix Cont'd

County	Poll Site	Voters	Workers	Voters/Worker
QN	11688-PS 182 Samantha Smith	3,384	22	153.82
QN	11742-PS 377	2,258	12	188.17
QN	11745-The Center at Maple Grove	1,045	15	69.67
QN	11767-Queens Library at Lefrak City	2,440	15	162.67
QN	11805-Our Lady of Hope Catholic Academy	3,150	20	157.50
QN	11837-PS 376	5,433	25	217.32
QN	Q0004-Dayton Tower West 10200	3,145	19	165.53
QN	Q0005-PS 34-John Harvard	9,378	47	199.53
QN	Q0006-St. Leo Catholic Academy	1,794	12	149.50
QN	Q0007-MS 53 / IS 53 -Brian Piccolo	2,724	12	227.00
QN	Q0009-PS 14-Fairview	3,107	16	194.19
QN	Q0011-PS 108-Captain Vincent G. Fowler	4,328	22	196.73
QN	Q0012-JHS 8-Richard S. Grossley	7,827	38	205.97
QN	Q0013-PS 40-Samuel Huntington	4,692	22	213.27
QN	Q0015-IS 192-The Linden	3,278	17	192.82
QN	Q0016-PS 100-Glen Morris	7,171	31	231.32
QN	Q0017-PS 140-Edward K. Ellington	4,704	21	224.00
QN	Q0023-PS 176	3,108	15	207.20
QN	Q0025-JHS 226-Virgil I. Grissom	11,099	46	241.28
QN	Q0028-PS 121-Queens	6,202	28	221.50
QN	Q0029-PS 354 - The STEM Institute of Queens	3,903	16	243.94
QN	Q0032-PS 129-Patricia Larkin	5,514	25	220.56
QN	Q0033-PS 124-Osmond A Church	2,405	16	150.31
QN	Q0035-JASA Brookdale Village Senior Ctr.	1,815	9	201.67
QN	Q0036-PS 55-Maure	3,887	23	169.00
QN	Q0039-MS 72-Catherine & Count Basie	4,560	23	198.26
QN	Q0040-Bland Community Center	3,215	25	128.60
QN	Q0042-PS 164	5,305	25	212.20
QN	Q0044-JHS 202-Robert H. Goddard	3,968	22	180.36
QN	Q0045-PS 171-Peter G. Van Alst	6,169	36	171.36
QN	Q0047-PS 142-Queens Transition Center /Queens Academy	7,234	31	233.35
QN	Q0048-PS 20-John Bowne	7,431	47	158.11
QN	Q0049-Springfield Garden-Excelsior Preparatory HS	7,077	30	235.90
QN	Q0050-PS 50-Talfourd Lawn Elementary School	5,228	26	201.08
QN	Q0051-PS 219-Paul Klapper	3,393	20	169.65
QN	Q0052-JHS 189-Daniel Carter Beard	4,760	35	136.00
QN	Q0053-IS 231-Magnetech 2000	4,055	21	193.10
QN	Q0056-JHS 185-Edward Bleeker	7,348	32	229.63
QN	Q0057-PS 181-Brookfield	4,496	23	195.48
QN	Q0062-PS 193-Alfred J. Kennedy	8,426	32	263.31
QN	Q0063-PS 22-Thomas Jefferson	3,717	25	148.68
QN	Q0064-PS 232-Lindenwood	6,675	28	238.39
QN	Q0071-August Martin HS	3,574	24	148.92
QN	Q0073-PS 168 JHS	1,887	15	125.80
QN	Q0074-PS 163-Flushing Heights	3,169	22	144.05

County	Poll Site	Voters	Workers	Voters/Worker
QN	Q0076-PS 207-Rockwood Park	4,688	26	180.31
QN	Q0077-PS 209-Clearview Gardens	2,131	20	106.55
QN	Q0079-PS 184-Flushing Manor	6,824	26	262.46
QN	Q0082-PS 107-Thomas A Dooley	5,783	31	186.55
QN	Q0084-PS 80-Thurgood Marshall Magnet	5,808	33	176.00
QN	Q0085-PS 32-State Street	4,425	24	184.38
QN	Q0086-PS 173-Fresh Meadows	5,070	24	211.25
QN	Q0087-PS 52-Queens	4,751	30	158.37
QN	Q0088-PS 95-Eastwood	5,194	27	192.37
QN	Q0089-PS 37-Cynthia Jenkins School	1,623	10	162.30
QN	Q0090-PS 169-Bell Academy	8,564	41	208.88
QN	Q0092-PS 36-Saint Albans School	5,471	26	210.42
QN	Q0093-PS 178-Holliswood	3,562	15	237.47
QN	Q0096-PS 118-Lorraine Hansberry	8,707	33	263.85
QN	Q0097-PS 35-Nathaniel Woodhull	7,734	35	220.97
QN	Q0098-PS 26-Rufus King	5,999	34	176.44
QN	Q0099-PS 101-School in the Gardens	7,169	34	210.85
QN	Q0100-PS 130	1,925	15	128.33
QN	Q0102-PS 162-John Golden	4,197	23	182.48
QN	Q0105-PS 134-Hollis	7,348	32	229.63
QN	Q0106-Blessed Trinity Church	3,408	17	200.47
QN	Q0108-Andrew Jackson HS	7,608	35	217.37
QN	Q0109-PS 135-Bellaire School	5,252	26	202.00
QN	Q0111-Queensview Inc.	3,253	19	171.21
QN	Q0112-PS 122-Mamie Fay	7,160	30	238.67
QN	Q0113-Grover Cleveland H.S.	2,489	11	226.27
QN	Q0115-PS 31-Bayside	3,110	22	141.36
QN	Q0116-JHS 109-Jean Nuzzi Intermediate School	7,658	41	186.78
QN	Q0117-PS 41-Crocheron	3,548	18	197.11
QN	Q0118-PS 147-Ronald McNair	3,209	22	145.86
QN	Q0119-PS 188-Kingsbury	4,545	25	181.80
QN	Q0121-PS 84-Steinway	5,552	24	231.33
QN	Q0124-PS 85-Judge Charles Vallone	13,308	47	283.15
QN	Q0125-Martin Van Buren HS	4,297	32	134.28
QN	Q0126-PS 213-Carl Ullman School	1,049	15	69.93
QN	Q0127-PS 133-Queens	4,022	28	143.64
QN	Q0128-PS 112-Dutch Kills	5,440	23	236.52
QN	Q0129-PS 186-Castlewood	4,823	26	185.50
QN	Q0130-PS 138-Sunrise	5,750	30	191.67
QN	Q0131-PS 195-William Haberle	5,311	21	252.90
QN	Q0132-PS 104-Bays Water	4,099	18	227.72
QN	Q0134-Lexington School	5,874	32	183.56
QN	Q0136-North Shore Towers	1,827	25	73.08
QN	Q0139-PS 17-Henry David Thoreau	4,997	28	178.46
QN	Q0140-PS 70-Queens	11,647	45	258.82

Appendix Cont'd

County	Poll Site	Voters	Workers	Voters/Worker
QN	Q0142-PS 214-Cadwallader Colden	4,455	28	159.11
QN	Q0144-Bayside HS	3,376	20	168.80
QN	Q0145-PS 166-Henry Gradstein	6,203	27	229.74
QN	Q0147-IS 145-Joseph Pulitzer	7,258	41	177.02
QN	Q0148-PS 152-Gwendoline N.Alleyne School	3,597	22	163.50
QN	Q0149-Latimer Gardens Community Center	2,373	18	131.83
QN	Q0151-IS 25-Adrien Block	5,175	35	147.86
QN	Q0152-PS 143-Louis Armstrong	4,104	25	164.16
QN	Q0155-Ravenswood Community Center	2,374	11	215.82
QN	Q0158-St Andrews Avellino School	2,928	20	146.40
QN	Q0159-PS 76-William Hallet	1,023	11	93.00
QN	Q0160-MS 333-Goldie Maple Academy	1,870	13	143.85
QN	Q0166-PS 199-Maurice A. Fitzgerald	6,287	31	202.81
QN	Q0168-PS 150-Queens	3,620	22	164.55
QN	Q0169-PS 98-Douglaston School	3,202	23	139.22
QN	Q0171-Astoria Community Center	3,032	18	168.44
QN	Q0174-PS 94-David D. Porter	2,014	15	134.27
QN	Q0175-PS 12-James B. Colgate	2,651	18	147.28
QN	Q0176-PS 105-The Bay School	1,191	12	99.25
QN	Q0177-Goodwill Apartments	1,021	19	53.74
QN	Q0178-Beach 41st Street Community Center	2,364	11	214.91
QN	Q0180-Queen of Angels Parish Center	6,867	36	190.75
QN	Q0181-Queens Botanical Gardens	3,055	29	105.34
QN	Q0182-Rosenthal Senior Center	3,680	22	167.27
QN	Q0184-IS 125-Thom J. McCann Woodside	6,669	38	175.50
QN	Q0185-IS 237	1,664	14	118.86
QN	Q0188-Newtown HS	4,468	23	194.26
QN	Q0191-IS 61-Leonardo Da Vinci	3,625	19	190.79
QN	Q0193-JHS 67-Louis Pasteur	3,157	20	157.85
QN	Q0197-PS 215 - Lucretia Mott	6,095	37	164.73
QN	Q0198-PS 11-Kathryn Phelan	3,106	20	155.30
QN	Q0199-PS 13-Clement C. Moore	4,895	25	195.80
QN	Q0200-PS 102-Bayview	4,096	24	170.67
QN	Q0201-PS 177	2,715	19	142.89
QN	Q0202-Benjamin N. Cardozo HS	3,277	19	172.47
QN	Q0203-Ocean Village	1,787	21	85.10
QN	Q0205-PS 120-Queens	2,826	14	201.86
QN	Q0206-Francis Lewis HS	1,426	19	75.05
QN	Q0209-Big Six Towers, Inc.	2,430	15	162.00
QN	Q0210-PS 81-Jean Paul Richter	5,864	32	183.25
QN	Q0211-PS 153-Maspeth Elem	4,614	22	209.73
QN	Q0213-PS 88-Seneca	5,082	27	188.22
QN	Q0215-Fairview Owners Corp.	611	11	55.55
QN	Q0216-PS 206-Horace Harding School	5,157	26	198.35
QN	Q0217-PS 187/811Q	4,823	27	178.63

County	Poll Site	Voters	Workers	Voters/Worker
QN	Q0219-PS 220-Edward Mandel	3,298	24	137.42
QN	Q0220-PS 71	2,008	15	133.87
QN	Q0222-JHS 157-Stephen A Halsey	5,574	28	199.07
QN	Q0225-PS 175-Lynn Gross Discovery School	4,993	31	161.06
QN	Q0226-PS 46-Alley Pond	4,073	22	185.14
QN	Q0227-PS 174-William Sidney Mount	3,310	19	174.21
QN	Q0228-PS 201-Discovery School for Inquiry & Research	3,438	18	191.00
QN	Q0232-PS 229-Emanuel Kaplan	5,434	18	301.89
QN	Q0233-PS 87-Middle Village	3,088	16	193.00
QN	Q0234-JHS 190-Russell Sage	7,947	31	256.35
QN	Q0237-PS 128-Lorraine Tuzzo,Juniper Valley Elementary	4,236	22	192.55
QN	Q0238-IS 73-Frank Sansivieri	2,889	22	131.32
QN	Q0239-MS 200-Pomonok School & Star Academy	4,400	34	129.41
QN	Q0240-PS 165-Edith K. Bergtraum	4,857	31	156.68
QN	Q0243-Ocean Point	816	15	54.40
QN	Q0245-Immaculate Conception Center	2,138	22	97.18
QN	Q0246-Dayton Towers East 7400	1,460	15	97.33
QN	Q0247-IS 119-The Glendale	2,566	17	150.94
QN	Q0248-PS 154-Queens	5,329	28	190.32
QN	Q0249-PS 2	3,330	13	256.15
QN	Q0250-PS 205-Alexander Graham Bell	4,764	31	153.68
QN	Q0251-PS 69-Jackson Heights	9,016	47	191.83
QN	Q0252-Meadowbrook Apartments	900	13	69.23
QN	Q0254-PS 49-Dorothy Bonawit Kole	6,247	36	173.53
QN	Q0256-Creedmoor Hospital	538	12	44.83
QN	Q0257-PS 115-Glen Oaks	4,899	26	188.42
QN	Q0258-Dayton Beach Park 8200	1,325	12	110.42
QN	Q0260-Hammel Comm Center	1,055	13	81.15
QN	Q0261-PS 64-Joseph P. Addabbo	8,244	38	216.95
QN	Q0262-PS 99-Kew Gardens	9,062	39	232.36
QN	Q0264-Forest Park Coop	1,326	14	94.71
QN	Q0266-JHS 217-Robert A. Van Wyck	5,779	30	192.63
QN	Q0269-Briarwood Library	1,125	18	62.50
QN	Q0270-PS 117-J.Keld / Briarwood School	4,256	34	125.18
QN	Q0271-PS 191-Mayflower	6,192	43	144.00
QN	Q0272-PS 89-Elmhurst	6,339	35	181.11
QN	Q0273-PS 97-Forest Park	6,883	29	237.34
QN	Q0274-Dayton Beach Park 8600	1,357	10	135.70
QN	Q0275-PS 54-Hillside	5,092	30	169.73
QN	Q0276-PS 56-Harry Eichler	3,502	21	166.76
QN	Q0277-PS 18-Winchester	3,052	18	169.56
QN	Q0278-PS 90-Horace Mann	4,305	24	179.38
QN	Q0279-Hilltop Village Coop	2,874	14	205.29
QN	Q0280-PS./I.S. 113 Anthony J. Pranzo	3,941	23	171.35
QN	Q0282-PS 82-Hammond	3,856	20	192.80

Appendix Cont'd

County	Poll Site	Voters	Workers	Voters/Worker
QN	Q0288-Central Library	2,743	22	124.68
QN	Q0291-PS 63-Old South	2,113	19	111.21
QN	Q0294-PS 60-Woodhaven	7,091	42	168.83
QN	Q0295-PS 33-Edward M. Funk	5,229	30	174.30
QN	Q0296-Peninsula Library	1,471	10	147.10
QN	Q0298-PS 144-Col. Jeromus Remsen	5,369	28	191.75
QN	Q0299-PS 139-Rego Park	8,496	45	188.80
QN	Q0300-JHS 210-Elizabeth Blackwell	1,280	16	80.00
QN	Q0301-PS 149-Christa McAuliffe	5,388	23	234.26
QN	Q0303-Lefrak City Apartments	3,823	16	238.94
QN	Q0304-PS 62-Chester Park	4,090	30	136.33
QN	Q0307-PS 146-Howard Beach	4,246	21	202.19
QN	Q0309-North Forest Park Library	823	14	58.79
QN	Q0310-PS 19-Marino Jeantet	5,997	32	187.41
QN	Q0314-PS 91-Richard Arkwright	4,198	26	161.46
QN	Q0315-PS 114-Belle Harbor	6,658	25	266.32
QN	Q0318-Queensbridge North Community Center	4,608	34	135.53
QN	Q0321-Redfern Community Center	1,600	17	94.12
RH	00067-IS 61 William A. Morris	5,534	105	52.70
RH	10006-Staten Island Tech HS	4,535	89	50.96
RH	10008-IS 75 Frank D. Paulo	7,860	115	68.35
RH	10010-PS 37	4,320	26	166.15
RH	10012-New Dorp High School	4,060	23	176.52
RH	10013-Saint Christophers Church	2,304	18	128.00
RH	10023-Saint Paul's United Methodist Church	2,003	14	143.07
RH	10027-IS 2 George L. Egbert	3,969	21	189.00
RH	10181-PS 42 Eltingville	8,795	38	231.45
RH	10298-IS 72 Rocco Laurie	4,212	26	162.00
RH	10301-Olivet Presby Church	1,924	17	113.18
RH	10341-Cent Family Life Ctr	2,371	16	148.19
RH	10417-Holy Rosary Par. Ctr	5,232	29	180.41
RH	10574-PS 20 Port Richmond	1,965	15	131.00
RH	10596-PS 56 The Louis Desario School	5,761	25	230.44
RH	10634-PS 6 Corporal Allan F. Kivlehan School	4,708	91	51.74
RH	10636-PS 22 Graniteville	3,683	23	160.13
RH	10709-The Michael J. Petrides School - Building K Gymnasium	1,383	11	125.73
RH	10858-PS 58 Space Shuttle Columbia School	2,104	17	123.76
RH	11005-Summerfield UMC	4,202	28	150.07
RH	11012-South Beach Community Center	1,048	14	74.86
RH	11155-The Tides at Charleston	511	11	46.45
RH	11171-PS 65 The Academy of Innovative Learning	2,172	17	127.76
RH	11201-Castleton Hill Moravian Church	3,210	22	145.91
RH	11240-PS 14 Cornelius Vanderbilt	4,017	24	167.38
RH	11259-Richmond Terrace Community Center	1,135	13	87.31
RH	11292-All Saints Episcopal Church	4,076	21	194.10

County	Poll Site	Voters	Workers	Voters/Worker
RH	11426-Eltingville Lutheran Church	2,072	17	121.88
RH	11441-On Your Mark Inc.	2,393	15	159.53
RH	11480-PS/IS 48 William G. Wilcox School	5,046	26	194.08
RH	11505-Brighton Heights Reformed Church	3,104	24	129.33
RH	11595-Jerome Parker Campus CSI HS School	2,577	17	151.59
RH	11617-Moore Catholic High School	2,924	17	172.00
RH	11626-Saint Anthony's Church	1,812	15	120.80
RH	11639-Aspen Knolls Community Center	1,839	13	141.46
RH	11645-Richmond Town Library	2,186	15	145.73
RH	11646-Faith United Methodist Church	1,085	14	77.50
RH	11647-PS 62	5,173	23	224.91
RH	11648-Saint Christopher School	1,704	15	113.60
RH	11780-Our Lady Help Of Christians	3,145	20	157.25
RH	S0001-PS 57 Hubert H. Humphrey	6,137	120	51.14
RH	S0004-PS 54 Charles W. Leng	5,952	31	192.00
RH	S0006-IS 27 Anning S. Prall	3,392	18	188.44
RH	S0009-Cassidy / Lafayette Senior Center	1,069	13	82.23
RH	S0011-PS 69 Daniel D. Tompkins	5,341	30	178.03
RH	S0014-PS 29 Bardwell	1,977	19	104.05
RH	S0017-Cichon Post	3,300	21	157.14
RH	S0020-Stapleton Senior Center	1,341	14	95.79
RH	S0022-PS 13 M.L. Lindemeyer	5,719	28	204.25
RH	S0023-IS 51 Edwin Markham	3,901	21	185.76
RH	S0024-PS 36 Annex	2,098	14	149.86
RH	S0025-Berry Community Center	684	11	62.18
RH	S0026-IS 24 Myra S. Barnes	5,072	109	46.53
RH	S0029-PS 36 J.C. Drumgoole	4,297	24	179.04
RH	S0030-Todt Hill Community Center	769	13	59.15
RH	S0031-Staten Island School of Civic Leadership	5,338	31	172.19
RH	S0032-PS 23 Richmondtown	6,960	30	232.00
RH	S0034-PS 32 The Gifford School	5,448	28	194.57
RH	S0035-PS 53 Bay Terrace	4,470	25	178.80
RH	S0043-PS 52 John C. Thompson	4,531	25	181.24
RH	S0045-Susan E. Wagner High School	6,217	29	214.38
RH	S0046-Walker Park Club	1,208	13	92.92
RH	S0047-PS 11 Thomas Dongan School	3,854	22	175.18
RH	S0048-PS 55 Henry M. Boehm	7,139	34	209.97
RH	S0050-PS 31 William T. Davis	1,424	15	94.93
RH	S0052-PS 35 The Clove Valley School	4,501	24	187.54
RH	S0054-New Lane Shores	917	15	61.13
RH	S0055-Staten Island Academy	1,883	16	117.69
RH	S0056-PS 19 The Curtis School	3,330	21	158.57
RH	S0057-PS 44 Thomas C. Brown	5,264	106	49.66
RH	S0058-PS 16 John J. Driscoll	2,116	16	132.25
RH	S0059-PS 3 The Margaret Gioiosa School	6,319	31	203.84

Appendix Cont'd

County	Poll Site	Voters	Workers	Voters/ Worker
RH	S0061-PS 40	1,960	14	140.00
RH	S0062-PS 50 Frank Hankinson	4,545	25	181.80
RH	S0071-PS 18 John G. Whittier	5,119	30	170.63
RH	S0072-IS 7 Elias Bernstein	3,180	16	198.75
RH	S0073-PS 8 Shirlee Solomon	4,640	26	178.46
RH	S0074-PS 60 Alice Austen	4,285	29	147.76
RH	S0075-PS 4 Maurice Wollin	5,017	23	218.13
RH	S0076-PS 39 Francis J. Murphy Jr.	4,918	24	204.92
RH	S0078-PS 30 Westerleigh	5,210	25	208.40

**PREPARED UNDER THE DIRECTION OF THE
COMMISSIONERS OF ELECTIONS**

John Wm. Zaccone, PRESIDENT

Patricia Anne Taylor, SECRETARY

Jose Miguel Araujo

Miguelina Camilo

John Flateau, Ph.D.

Michael Michel

Simon Shamoun

Tiffany Townsend

Frederick M. Umane

Prepared Under The Direction of
Valerie Vazquez-Diaz, Director of Communications and the Commissioners of Elections

Edited by Valerie Vazquez-Diaz and Anthony Nasti

Board of Elections in The City of New York
Executive Office, 32 Broadway, New York, NY 10004-1609
www.vote.nyc
866-VOTE-NYC



Commissioners of Elections

John Wm. Zaccone, President
Patricia Anne Taylor, Secretary

Jose Miguel Araujo
Miguelina Camilo
John Fleteau, Ph.D.
Michael Michel
Simon Shamoun
Tiffany Townsend
Frederick Umane

